

**NSK** PROFESSIONAL PRODUCTS 2024

# PROFESSIONAL PRODUCTS 2024

Create it 



## AIR TURBINES

Ti-Max Z / S-Max M / S-Max pico  
Ti-Max X450 / Pana-Max2  
Pana-Max PLUS

**P.18-47**

## CONTRA-ANGLES

Ti-Max Z / Ti-Max X / S-Max M  
FX Series / EX Series / isoE-LUX

**P.48-79**

## CLINICAL MICROMOTORS

NLX nano / Ti-Max X205L  
S-Max M205

**P.80-95**

## ORAL HYGIENE

Varios Combi Pro / Prophy-Mate neo  
Perio-Mate / Powder Solution / Varios series  
Ti-Max S970 / iProphy

**P.96-159**

## ENDODONTICS

ENDO-MATE TC2 / ENDO-MATE DT2  
iPex II

**P.160-171**

## MOBILE DENTISTRY

Dentalone / VIVA ace / VIVAMATE G5

**P.172-183**

## SURGICAL

Surgic Pro2 / Implant Handpieces  
Micro Surgery Handpieces / Micro Saw  
Handpieces / Osseo 100+ / iSD900 / VarioSurg 4

**P.184-237**

## AUTOCLAVE

iClave plus

**P.238-245**

## MAINTENANCE

iCare+ / iCare / PANA SPRAY Plus

**P.246-263**

## DENTAL LABORATORY

ULTIMATE XL series / VOLVERE i7  
PRESTO series

**P.264-277**

## SPARE PARTS / COMPONENTS

**P.278-297**



**Create it** 

Smiling, laughing & eating delicious food.

Dental care is directly linked to a happy life and is inexplicably linked to a healthy life expectancy.

NSK creates various values for all stakeholders, on a mission to contribute to the best dental care.

Innovative technology, high precision/quality and stress-free products. Allowing confidence and security, to build trust with customers, smiles of patients and a bright future.

NSK is always close to people and this corresponds to long term dental health.

# Create\_

innovation

precision

quality

professionalism

confidence

partnership

hospitality

sustainability

smile

tomorrow



# Made In KANUMA

"RD1" is the R&D center, with state-of-the-art equipment and highly trained engineering teams.

"A1" Factory is the world's largest (in its class) cutting-edge factory in ultra-precision machining for dental handpieces.

All NSK products are developed and produced in Japan and shipped worldwide.

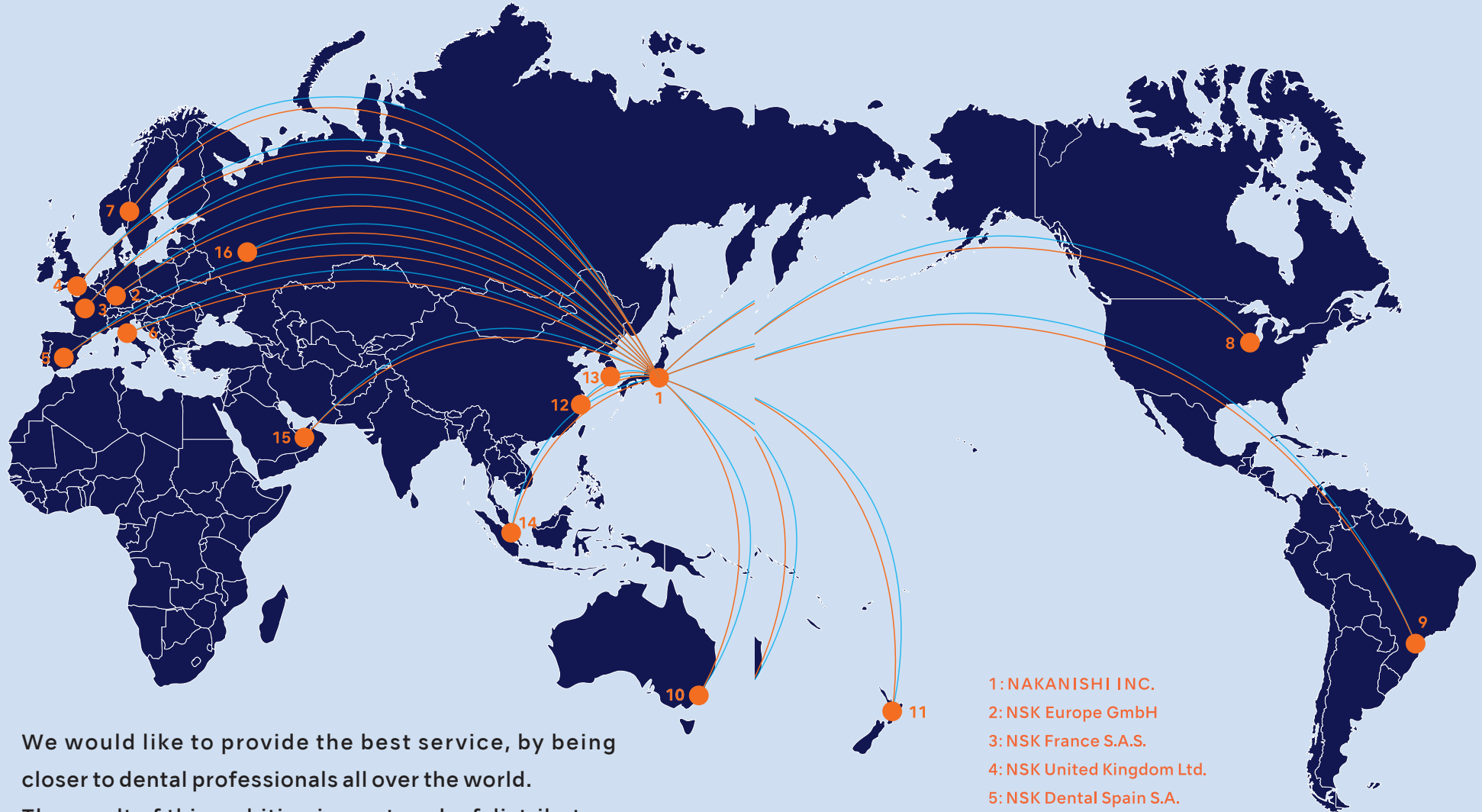
This comes from our faith, that development and production should be integrated in order to make the best products.

NSK creates innovation in KANUMA, Japan.





# Global Network



We would like to provide the best service, by being closer to dental professionals all over the world. The result of this ambition is a network of distributors covering 16 overseas sales subsidiaries, as well as distributors covering 135 countries. Your voice is important, the sales people of NSK will continue to support you day-to-day in order to be able to meet any requests and suggestions you have.

- 1: NAKANISHI INC.
- 2: NSK Europe GmbH
- 3: NSK France S.A.S.
- 4: NSK United Kingdom Ltd.
- 5: NSK Dental Spain S.A.
- 6: NSK Dental Italy S.r.l
- 7: NSK Dental Nordic AB
- 8: NSK America Corp.
- 9: NSK America Latina Ltda.

- 10: NSK Oceania Pty. Ltd.
- 11: NSK Oceania Ltd.
- 12: NSK Shanghai Co.,Ltd.
- 13: NSK Dental Korea Co.,Ltd.
- 14: NSK Nakanishi Asia Pte. Ltd.
- 15: NSK Middle East FZCO
- 16: NSK RUS LLC


# Pioneer of Infection Control

= **DualDefence™**

As a dental instrument manufacturer, NSK always puts the safety of users, support staff and patients first. With that in mind, NSK has been searching for solutions to prevent cross infection for over 30 years. This fact and track record proves that NSK is the industry's leading brand in infection control.




## CLEAN HEAD SYSTEM



The Anti-Suckback system prevents blood and dirt from entering the air lines.

## ANTI-RETRACTION VALVE



The Anti-Retracton Valve system prevents blood and debris from entering the water lines.



# The Environment

NSK believes that it is an important mission to create products that contribute to the environment.

In order to protect the future global environment, we aim to reduce the environmental load and establish a "low-carbon, high recycling, and symbiotic society".

In the rich scenery of Kanuma-Japan, that changes its expression from season to season.

Recycling rate of cutting oil ..... 97%

Renewable energy usage\*1 ..... 100%

Waste Resource Recovery ..... 99.1%

\*1 Total consumption at company headquarters location



## NSK Advantages


### NSK Cellular Glass Optic

Cellular Glass Optic delivers brilliant illumination, is highly durable and will not deteriorate due to repeated sterilization.



### NSK Ceramic Bearings

Ceramic Bearings are 25% harder than conventional steel bearings but are only half the weight. Because frictional wear between the ball bearings and the bearing retainer is significantly reduced, the efficiency and durability is significantly increased.



### NSK Clean Head System

The Clean Head System has an anti-suck back mechanism that stops blood and foreign matter from entering the head from the oral cavity. As a result, the ball bearings and mechanical parts last longer.



### NSK Push Button Chuck

Push Button Chuck is NSK's original push button auto-chuck mechanism that tightens the bur grip during rotation. It allows one-touch bur insertion and removal without tools. The bur lock mechanism is designed so that bur retention strength increases when high loads are applied to the bur.




### NSK Quattro Water Spray

The NSK Quattro Water Spray effectively cools the entire surface of the bur with a high cooling effect, leaving no areas uncovered.



### NSK Non-Retraction Valve

A Non-Retraction Valve is integrated inside the coupling and inside air motors. It prevents retraction of contaminated fluids into the handpiece water lines. In combination with the Clean Head System, the Non-Retraction Valve provides an effective method to effectively reduce possible internal contamination.



### NSK Ergonomic Comfort Grip

NSK is dedicated to designing handpieces that adapt comfortably to the human hand form, even during extended treatment periods. This is relevant to all hand sizes. Titanium is the optimum material to especially offer lightweight comfort, tactile sensitivity, and the ideal grip texture even for gloved hands.



### NSK Scratchless DURAGRIP

Special surface processed body pursuing usability and operability is designed to improve comfortability of holding while equal scratch resistancy as DURACOAT is maintained.



### NSK Scratchless DURACOAT

DURACOAT, NSK's latest surface enhancement technology, takes advantage of the non allergic and biocompatible properties of titanium to further improve durability. DURACOAT creates a smooth, scratch resistant surface which is comfortable to hold.



### Autoclavable

All NSK handpieces offer superior durability and continued performance, even when frequently autoclaved. All handpieces may be autoclavable up to 135°C.



### Thermo-disinfector Ready

Disinfecting handpieces prior to autoclaving is a recommendable practice for more effective infection control. The symbol mark on your NSK product means you can cleanse and disinfect the handpiece using a thermo-disinfector.



■ Please quote both the Model & Order Code.

# Couplings

## For NSK



LUX Coupling



- Stainless Steel Body
- Titanium coating
- Anti-Retraction Valve



Optic	MODEL	ORDER CODE
-------	-------	------------

● **PTL-CL-LED** **P1001600**

- Water volume adjuster
- Stainless Steel Body
- Titanium coating
- Anti-Retraction Valve



Optic	MODEL	ORDER CODE
-------	-------	------------

● **PTL-CL-LEDIII** **P1001601**

## For KaVo®



LUX Coupling



- Water volume adjuster
- Stainless Steel Body
- Titanium coating
- Anti-Retraction Valve



Optic	MODEL	ORDER CODE
-------	-------	------------

● **KCL-LED** **P1005600**

## For Sirona®



LUX Coupling



- Water volume adjuster
- Stainless Steel Body
- Titanium coating
- Anti-Retraction Valve



Optic	MODEL	ORDER CODE
-------	-------	------------

● **SCL-LED** **P1009600**

## For NSK



Midwest 4 hole

- Stainless Steel Body
- Anti-Retraction Valve



Optic	MODEL	ORDER CODE
-------	-------	------------

— **FM-CL-M4** **P434051**

## For NSK



Borden 2/3 hole

- Stainless Steel Body
- Anti-Retraction Valve



Optic	MODEL	ORDER CODE
-------	-------	------------

— **FM-CL-B2/B3** **P432051**

## NSK Coupling System

	Ti-Max Z	S-Max M	S-Max pico	Ti-Max X450	Pana-Max2*	Ti-Max S970	Propriy-Mate neo*	Perio-Mate*
<b>NSK LED</b> PTL-CL-LED PTL-CL-LEDIII	<input type="checkbox"/>	<input type="checkbox"/>	<input type="checkbox"/>	<input type="checkbox"/>	<input type="checkbox"/>	<input type="checkbox"/>	<input type="checkbox"/>	<input type="checkbox"/>
<b>NSK Non-Optic</b> FM-CL-M4	<input type="checkbox"/>	<input type="checkbox"/>	<input type="checkbox"/>	<input type="checkbox"/>	<input type="checkbox"/>	<input type="checkbox"/>	<input type="checkbox"/>	<input type="checkbox"/>
<b>KaVo® LED</b> KCL-LED	<input type="checkbox"/>	<input type="checkbox"/>	<input type="checkbox"/>	<input type="checkbox"/>	<input type="checkbox"/>	<input type="checkbox"/>	<input type="checkbox"/>	<input type="checkbox"/>
<b>Sirona® LED</b> SCL-LED	<input type="checkbox"/>	<input type="checkbox"/>	<input type="checkbox"/>	<input type="checkbox"/>	—	<input type="checkbox"/>	<input type="checkbox"/>	<input type="checkbox"/>
<b>W&amp;H®</b>	<input type="checkbox"/>	<input type="checkbox"/>	<input type="checkbox"/>	<input type="checkbox"/>	—	—	<input type="checkbox"/>	<input type="checkbox"/>
<b>Bien-Air®</b>	<input type="checkbox"/>	<input type="checkbox"/>	<input type="checkbox"/>	<input type="checkbox"/>	—	—	—	—
<b>Midwest 4 hole</b> (Direct-connect / Screw-on Type)	<input type="checkbox"/>	<input type="checkbox"/>	<input type="checkbox"/>	<input type="checkbox"/>	<input type="checkbox"/>	<input type="checkbox"/>	<input type="checkbox"/>	<input type="checkbox"/>
<b>Borden 2 hole</b> (Direct-connect / Screw-on Type)	<input type="checkbox"/>	<input type="checkbox"/>	<input type="checkbox"/>	<input type="checkbox"/>	<input type="checkbox"/>	<input type="checkbox"/>	<input type="checkbox"/>	<input type="checkbox"/>

\*Handpiece will operate without optic illumination



AIR TURBINES





	Ti-Max Z	S-Max M	Ti-Max X450	S-Max Pico	Pana-Max Plus	Pana-Max2
Grade	PREMIUM	ADVANCED	SPECIAL	SPECIAL	BASIC	BASIC
Body	Titanium	Stainless	Titanium	Stainless	Stainless	Stainless
DURAGRIP	●					
DURACOAT			●			
Quick Stop	●					
Ceramic Bearings	●	●	●	●	●	●
Cellular Glass Optics	●	●	●	●		
Clean Head System	●	●	●	●	●	●
Push Button Chuck	●	●	●	●	●	●
Water Spray	Quattro	Quattro	Triple	Single	Quattro	Single
Microfilter	●					
Ergo Grip	●	●	●	●	●	●

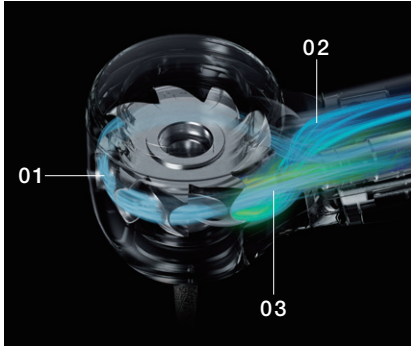
# Ti-Max Z

Premium



## DYNAMIC POWER SYSTEM

Equipped with a new system, the "DYNAMIC POWER SYSTEM" that provides a revolutionary cutting feel. The enlarged exhaust port, optimized nozzle structure, and enlarged rotor chamber achieve the highest rotational power in its category.



### 01. Expanded Rotor Blade Surface

The air exposure area is twice that of conventional models. The large chamber surface takes in air with no waste to achieve high torque.

### 02. Expanded Exhaust Groove

The enlarged exhaust groove quickly discharges air received by the chamber. A smooth exhaust improves torque in the low rpm range.

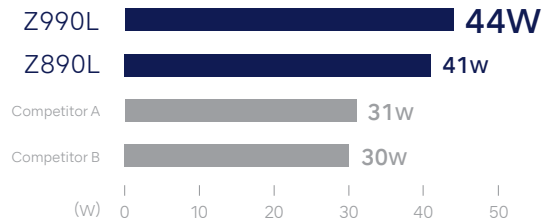
### 03. Extended Cylindrical Nozzle

The optimized nozzle structure reduces air. Air power is converted into highly efficient rotational power.

## The best technologies are combined to bring outstanding power.

"DYNAMIC POWER SYSTEM" ha sido desarrollado con los softwares de simulación de fluidos más avanzados para permitir una eficaz conversión del aire en potencia y conseguir un aumento significativo de la potencia de 26W a 44W\*. Al incorporar todos los avances tecnológicos de NSK, como la fusión del torque y una potencia sin precedentes, el ángulo del cabezal y el agarre, el nuevo modelo se ha convertido en el emblema de NSK, especialista en instrumental rotatorio.

● Power comparison with competitive products (in-house research)\*

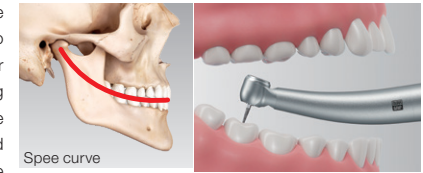


\*Air pressure at 0.42 MPa

## USABILITY

### Lightweight titanium body and 100° angle head

The internal structure has been revised and the weight has been reduced by 16% compared to the previous model (the lightest metal exterior in major competitive comparisons). Considering the physiological curves of the oral cavity (Curve of Spee and Curve of Wilson), the 100° angled head enables easier access and high-torque cutting for efficient treatment in the oral cavity.



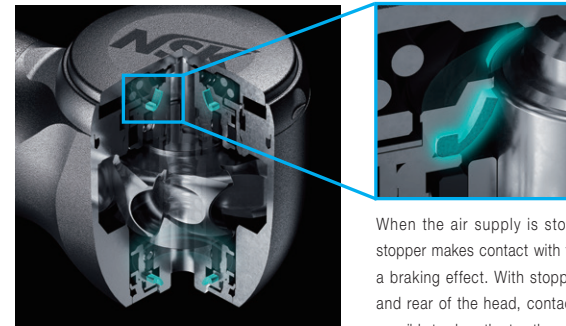
### Comparison with previous model



## SAFETY & INFECTION CONTROL

### Quick Stop

The Quick-stop function, which stops high-speed rotation in approximately 1 second, is mounted on the front and back of the head. The two Quick-stop functions allow for an abrupt stop to prevent inertial rotation and to reduce the risk of intraoral entrapment and suck back, thus ensuring an extremely safe treatment. \*The two Quick-stop functions only Z990L / Z890L.



When the air supply is stopped, the rubber of the stopper makes contact with the rotating shaft to apply a braking effect. With stoppers attached to the front and rear of the head, contact is increased, making it possible to abruptly stop the rotation.



**TECHNOLOGY AND FUNCTION**

**QUICK STOP FUNCTION**

The two Quick-stop functions allow for a abrupt stop to prevent inertial rotation and to reduce the risk of intraoral entrapment and suck back, thus ensuring an extremely safe treatment.

**DYNAMIC POWER SYSTEM**

The high power of 44W and the "Dynamic Power System" + open cartridge maintain unprecedented cutting power. In addition, the unit is durable enough to withstand air pressure of 0.42 MPa.

**DURAGRIP**

The unique non-slip, non-scratch surface treatment improves durability and ensures a comfortable grip.

**Microfilter**


Equipped with built-in water filter. The 0.3 mm diameter mesh water filter prevents foreign matter from entering the water line, greatly reducing typical problems of clogging.

**4-port water spray with expanded cooling range**

Efficiently cools the entire bur without impairing visibility. Water injected from two directions allows for proper cooling of burs of varying lengths.

**Compatible with Other Couplings**

The line-up features models that are compatible with most coupling systems currently available in the market.



# Ti-Max Z Premium



**DYNAMIC POWER SYSTEM\***

- Head at a 100° angle
- Quick Stop
- Titanium Body
- DURAGRIP
- Cellular Glass Optics
- Ceramic Bearings
- Push Button Chuck
- Quattro Spray
- Simple Cartridge Change
- Clean Head System
- Microfilter\*

\*Only Z990L / Z890L




**Micro Head**  
 Power : 20 W  
 Speed : 380,000-450,000 min<sup>-1</sup>  
 Head Size : ø9.0 x H 10.8 mm

**Miniature Head**  
 Power : 41 W  
 Speed : 320,000-400,000 min<sup>-1</sup>  
 Head Size : ø10.6 x H 10.8 mm

**Standard Head**  
 Power : 44 W  
 Speed : 280,000-360,000 min<sup>-1</sup>  
 Head Size : ø12.1 x H 12.7 mm

	Head	Optic	MODEL	ORDER CODE
<b>NSK Couplings</b>	<b>Micro</b>	●	<b>Z micro</b>	<b>PA2357</b>
	<b>Miniature</b>	●	<b>Z890L</b>	<b>PA23720001</b>
	<b>Standard</b>	●	<b>Z990L</b>	<b>PA23730001</b>
<b>KaVo® Coupling</b>	<b>Micro</b>	●	<b>Z micro KL</b>	<b>PA2358</b>
	<b>Miniature</b>	●	<b>Z890KL</b>	<b>PA23740001</b>
	<b>Standard</b>	●	<b>Z990KL</b>	<b>PA23750001</b>
<b>Sirona® Coupling</b>	<b>Micro</b>	●	<b>Z micro SL</b>	<b>PA2359</b>
	<b>Miniature</b>	●	<b>Z890SL</b>	<b>PA23760001</b>
	<b>Standard</b>	●	<b>Z990SL</b>	<b>PA23770001</b>
<b>W&amp;H® Coupling</b>	<b>Miniature</b>	●	<b>Z890WL*</b>	<b>PA23860001</b>
	<b>Standard</b>	●	<b>Z990WL*</b>	<b>PA23870001</b>
	<b>Micro</b>	●	<b>Z micro WL*</b>	<b>PA23870001</b>
<b>Bien-Air® Coupling</b>	<b>Miniature</b>	●	<b>Z890BL*</b>	<b>PA23840001</b>
	<b>Standard</b>	●	<b>Z990BL*</b>	<b>PA23850001</b>
	<b>Micro</b>	●	<b>Z micro BL*</b>	<b>PA23850001</b>

\*Compatible Turbines with Integral LED





# S-Max M

Advanced



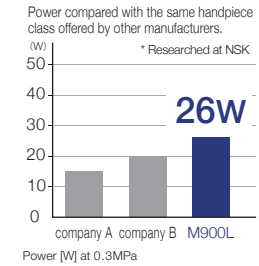
## MORE POWERFUL



The rotor design is optimized using a rotating air flow simulation, resulting in 26W of power through the efficient use of air supply energy.

### 26W power

The internal structure is completely redesigned to achieve superior noise and vibration reduction, including the 26W high power rotor.



## DURABILITY

### All stainless body

The handpiece body is stainless steel, making it corrosion resistant and sturdy. Its satin-like finish fits comfortably in your hand.

### Ceramic bearings

The ceramic bearings are 25% harder than steel and around half the weight, meaning very little wear, which helps the cartridge to last longer.

### Clean Head System

The Clean Head System has an anti-suck back mechanism that stops blood and foreign matter from entering the head from the oral cavity. As a result, the ball bearings and mechanical parts last longer.

## USABILITY

### Simple cartridge change

The handpiece is designed with barrel type cartridge. The cartridge is easy to replace. Changing the cartridge also eliminates water blockage.

### Quattro spray

Sprays more effectively over the entire bur for better cooling.

### Push Button Chuck

The bur is released easily with the responsive and tactile push button.



# S-Max M Advanced



- Stainless Steel Body
- Cellular Glass Optics
- Ceramic Bearings
- Clean Head System
- Push Button Chuck
- Quattro Spray
- Simple Cartridge Change



**Miniature Head**  
 Power : 23 W  
 Speed : 380,000-450,000 min<sup>-1</sup>  
 Head Size : ø10.6 x H 12.4 mm

**Standard Head**  
 Power : 26 W  
 Speed : 325,000-430,000 min<sup>-1</sup>  
 Head Size : ø12.1 x H 13.3 mm

NSK Couplings	Head	Optic	MODEL	ORDER CODE
	<b>Miniature</b>	●	<b>M800L</b>	<b>P1253</b>
		—	<b>M800</b>	<b>P1255</b>
	<b>Standard</b>	●	<b>M900L</b>	<b>P1254</b>
		—	<b>M900</b>	<b>P1256</b>

KaVo® Coupling	Head	Optic	MODEL	ORDER CODE
	<b>Miniature</b>	●	<b>M800KL</b>	<b>P1257</b>
		●	<b>M900KL</b>	<b>P1258</b>
	<b>Standard</b>	—	<b>M900K</b>	<b>P1259</b>

Sirona® Coupling	Head	Optic	MODEL	ORDER CODE
	<b>Miniature</b>	●	<b>M800SL</b>	<b>P1261</b>
		●	<b>M900SL</b>	<b>P1262</b>

W&H® Coupling	Head	Optic	MODEL	ORDER CODE
	<b>Miniature</b>	●	<b>M800WL*</b>	<b>P1265</b>
		●	<b>M900WL*</b>	<b>P1266</b>
	<b>Standard</b>	—	<b>M900W</b>	<b>P1287</b>

Bien-Air® Coupling	Head	Optic	MODEL	ORDER CODE
	<b>Miniature</b>	●	<b>M800BL*</b>	<b>P1263</b>
		●	<b>M900BL*</b>	<b>P1264</b>

\*Compatible Turbines with Integral LED



# S-Max pico


Special



## The Innovative Air Turbine with Ultra Mini Head and Super Slim Body Shape

The NSK S-Max pico series has been developed for the operation of Minimal Intervention (M.I.). The ultra mini head and super slim handpiece design is the result of fine NSK precision engineering allowing a wider view of the operational field, and greater flexibility for dexterity.

### Comparison of head sizes



### Improve The Accuracy of Operation with The Microscope




The ultra mini head delivers expanded operational visibility and greater flexibility. Patient comfort is increased.

In combination with mirror technique



### Dedicated Burs for S-Max pico Series

NSK has developed special ultra short shank burs to operate specifically with the pico handpiece. These high quality precision burs are concentric and durable. Use of NSK ultra short shank burs maximises the mini advantage of the pico handpiece.



Original bur of high precision  
(Rotational speed: 400,000 min<sup>-1</sup>)



# S-Max pico Special

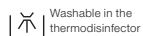


- Stainless Steel Body
- Cellular Glass Optics
- Ceramic Bearings
- Clean Head System
- Push Button Chuck
- Single Spray

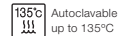
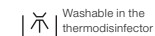


Power : 9 W  
 Speed : 380,000-450,000 min<sup>-1</sup>  
 Head Size : ø8.6 x H 9.0 mm  
 • For short shank burs / ultra short shank burs

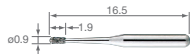
NSK Couplings	Optic	MODEL	ORDER CODE
	●	<b>S-Max pico</b>	<b>P1140</b>
KaVo® Coupling	Optic	MODEL	ORDER CODE
	●	<b>S-Max pico KL</b>	<b>P1142</b>
Sirona® Coupling	Optic	MODEL	ORDER CODE
	●	<b>S-Max pico SL</b>	<b>P1143</b>
W&H® Coupling	Optic	MODEL	ORDER CODE
	●	<b>S-Max pico WLED*</b>	<b>P1145</b>
Bien-Air® Coupling	Optic	MODEL	ORDER CODE
	●	<b>S-Max pico BLED*</b>	<b>P1144</b>



\*Compatible Turbines with Integral LED




pico bur




MODEL	ORDER CODE
<b>PC1</b> • Pack of 3	<b>Y1001817</b>




MODEL	ORDER CODE
<b>PC2</b> • Pack of 3	<b>Y1001818</b>




MODEL	ORDER CODE
<b>PC3</b> • Pack of 3	<b>Y1001819</b>




MODEL	ORDER CODE
<b>PC3ff</b> • Extra fine bur • Pack of 3	<b>Y1002019</b>




MODEL	ORDER CODE
<b>PC4</b> • Pack of 3	<b>Y1001820</b>




MODEL	ORDER CODE
<b>PC4ff</b> • Extra fine bur • Pack of 3	<b>Y1002020</b>




MODEL	ORDER CODE
<b>PC5</b> • Pack of 3	<b>Y1001821</b>



MODEL	ORDER CODE
<b>PC5ff</b> • Extra fine bur • Pack of 3	<b>Y1002021</b>



MODEL	ORDER CODE
<b>PC6</b> • Pack of 3	<b>Y1001822</b>



MODEL	ORDER CODE
<b>PC6ff</b> • Extra fine bur • Pack of 3	<b>Y1002022</b>





# Ti-Max X450

Special

## Unique 45-degree Angled Head Provides Incredible Accessibility

The slim-form Ti-Max X450 series possesses a unique 45-degree angled head specially designed to access hard-to-reach areas for sectioning and extraction of third molars and other impacted teeth. The X450's robust 21 watts of cutting power and effective cooling system - featuring triple water jets - ensure safe and effective treatment during a variety of surgical procedures.

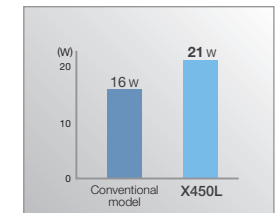


## Superior Accessibility

The 45-degree angled head offers excellent accessibility and visibility during root separation procedures and the removal of hard tissue covering impacted third molars.

## A Potent 21 W of Cutting Power

NSK's original twin-nozzle head fully transmits the power of the air turbine to the X450's rotor, generating the high torque needed for powerful, consistent cutting.



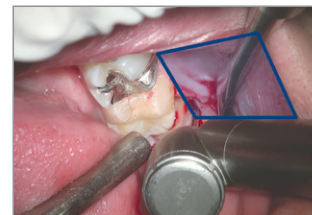
## Triple Water Jets & Cellular Glass Optics

NSK's Triple Water Jet system efficiently bathes the bur at all operating speeds, providing maximum cooling.



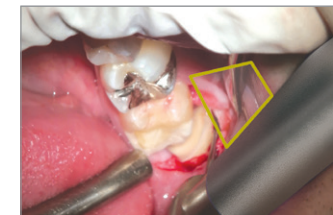
## The Ti-Max X450 Permits Optimal Access to Molars and a Diverse Range of Operative Procedures.

Mandibular Right Third Molar Extraction



Ti-Max X450

The labial and cheek mucous membranes do not interfere with treatment, and the bur can be maintained at a safe and optimal angle due to no contact on the turbine body. The X450's slim form factor also provides maximum visibility.



Standard Turbine's Head Angle

Extending the labial or cheek mucous membranes is hard, which makes feel delicate tactile sense while cutting difficult. Maintaining the bur at an optimal angle and direction is also problematic.



# Ti-Max X450 Special



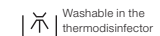
- Titanium Body with Scratch Resistant DURACOAT
- 45° Angle Head
- Cellular Glass Optics
- Ceramic Bearings
- Clean Head System
- Push Button Chuck
- Triple Water Jet



Power : 21 W  
 : 18 W (except X450L)  
 Speed : 380,000-450,000 min<sup>-1</sup>  
 Head Size : ø11.2 x H 13.5 mm  
 • For FG extra-long burs (25 mm) only

	Optic	MODEL	ORDER CODE
<b>NSK Couplings</b>	●	<b>X450L</b>	<b>P1078</b>
<b>KaVo® Coupling</b>	●	<b>X450KL</b>	<b>P1079</b>
<b>Sirona® Coupling</b>	●	<b>X450SL</b>	<b>P1080</b>
<b>W&amp;H® Coupling</b>	●	<b>X450WLED*</b>	<b>P1082</b>
<b>Bien-Air® Coupling</b>	●	<b>X450BLED*</b>	<b>P1081</b>

\*Compatible Turbines with Integral LED





# Pana-Max2

Basic

### Unsurpassed Durability

Built to Excel in Clinical Situations.

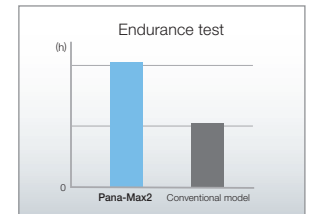
Featuring a Scratch-resistant Stainless Steel Body and Sturdier Turbine Head.

Thanks to its uniquely designed shock-resistant head design, Pana-Max2's turbine rotor won't get damaged even if dropped from two meters onto a concrete floor.



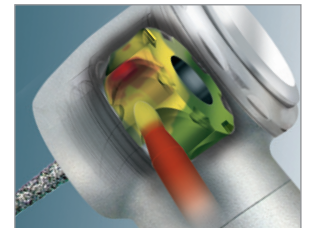
### Exceptional Longevity.

Newly designed bearing structure with greater wear resistants and extended lifespan.



### 30% Power Boost

Pana-Max2 is dramatically more powerful than its predecessors thanks to the combination of NSK's air turbine simulation technologies. Rated at a maximum of 20 watts, this new model boasts the highest power rating in its class. That concentrated power, along with the bur's high rotational accuracy, creates a synergistic effect that ensures fast, precise treatments.







# Pana-Max2 Basic



- Stainless Steel Body
- Ceramic Bearings
- NSK Ultra Push Chuck
- Single Spray
- Clean Head System
- Simple Cartridge Change
- Anti-Retracton Valve(M4/B2)
- Air Pressure Regurating Valve(M4/B2)



Speed : 350,000-450,000 min<sup>-1</sup>  
 Head Size : ø11.2 x H 13.4 mm

NSK Couplings	MODEL	ORDER CODE
	<b>Pana-Max2 PTL</b>	<b>P1211</b>
KaVo® Coupling	MODEL	ORDER CODE
	<b>Pana-Max2 KV</b>	<b>P1212</b>
Midwest 4 hole (Direct-connect / Screw-on Type)	MODEL	ORDER CODE
	<b>Pana-Max2 M4</b>	<b>P1154</b>
Borden 2 hole (Direct-connect / Screw-on Type)	MODEL	ORDER CODE
	<b>Pana-Max2 B2</b>	<b>P1155</b>

# Pana-Max PLUS Basic



- Stainless Steel Body
- Ceramic Bearings
- Clean Head System
- Push Button Chuck
- Quattro Spray
- Anti-Retraction Valve(M4/B2)
- Air Pressure Regulating Valve(M4/B2)



**Miniture Head**  
 Speed : 380,000-450,000 min<sup>-1</sup>  
 Head Size : ø10.6 x H 12.4 mm



**Standard Head**  
 Speed : 340,000-410,000 min<sup>-1</sup>  
 Head Size : ø12.1 x H 13.3 mm

**Midwest 4 hole**  
 (Direct-connect / Screw-on Type)



Head	MODEL	ORDER CODE
<b>Miniature</b>	<b>PAP-MU M4</b>	<b>P1021</b>

<b>Standard</b>	<b>PAP-SU M4</b>	<b>P1022</b>
-----------------	------------------	--------------

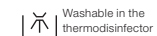
**Borden 2 hole**  
 (Direct-connect / Screw-on Type)



Head	MODEL	ORDER CODE
<b>Miniature</b>	<b>PAP-MU B2</b>	<b>P1023</b>

<b>Standard</b>	<b>PAP-SU B2</b>	<b>P1024</b>
-----------------	------------------	--------------

\*Light source integrated





CONTRA-ANGLES





	Ti-Max Z	Ti-Max Z45L	Ti-Max nano	Ti-Max X	S-Max M	FX series
<b>Grade</b>	PREMIUM	SPECIAL	SPECIAL	ADVANCED	ADVANCED	BASIC
<b>Body</b>	Titanium	Titanium	Titanium	Titanium	Stainless	Stainless
<b>DURAGRIP</b>	●	●	●	●		
<b>Anti Heat System</b>	●	●	●	●		
<b>Ceramic Bearings</b>	●	●	●	●	●	
<b>Cellular Glass Optics</b>	●	●	●	●	●	
<b>Clean Head System</b>	●	●	●	●	●	●
<b>Push Button Chuck</b>	●	●	●	●	●	●
<b>Water Spray</b>	Quattro	Quattro	Quattro	Quattro	Quattro	
<b>Two-Way Spray Function</b>	●	●				
<b>Microfilter</b>	●	●	●	●		
<b>Ergo Grip</b>	●	●	●	●	●	●

\*The data in the table are only valid for red contra-angle handpieces with standard head. The data do not apply to blue and green handpieces and contra-angles, contra-angle handpieces.

# Ti-Max Z

Premium






## ADVANCED TECHNOLOGY

### Amazingly Silent Operation

Amazing silence and minimal vibration: The marriage of micro-precision parts and gears has lowered noise and vibration even more to provide comfort for clinicians and patients alike.



### Anti Heat System (Z95L, Z85L, Z84L)

Our proprietary Anti Heat System dramatically reduces the heat typically experienced with speed increasing contra-angles. This feature improves patient safety without compromising manoeuvrability.

### Two-Way Spray Function

The world's first two-way spray function allows you to instantly choose between a mist or jet spray depending on the conditions and procedure. The water jet spray prevents subcutaneous emphysema in surgical procedures, and the mist spray effectively cools the bur while cutting.

## DURABLE

### A Stunningly Durable and Reliable Handpiece

NSK has combined advanced design and world-class processing technology to create incredibly durable instruments. NSK's advanced technologies have boosted sterilization resistance, delivering even better reliability for dental practices.

## COMFORT

### The Ultimate in Handpieces The Result of Invaluable Clinical Feedback

The handpiece is more user-friendly, cleaner, and safer. By reviewing everything from the shape of the instrument, to hygiene aspects and safety features using the most advanced technologies, we have made the contra-angle more ergonomic and comfortable for the clinician and safer for the patient, reducing stress for clinicians and patients alike. Only NSK's Ti-Max Z premium range offers these unique features.

## OUTSTANDING OPERABILITY

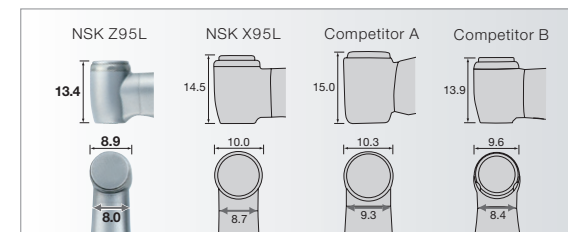
### The Smallest Head\*

The head is angled 2° more than on the X95L for much better visibility and accessibility even for molars and other areas that are difficult to treat.

\*Compare with our previous model and products offered by other manufacturers.

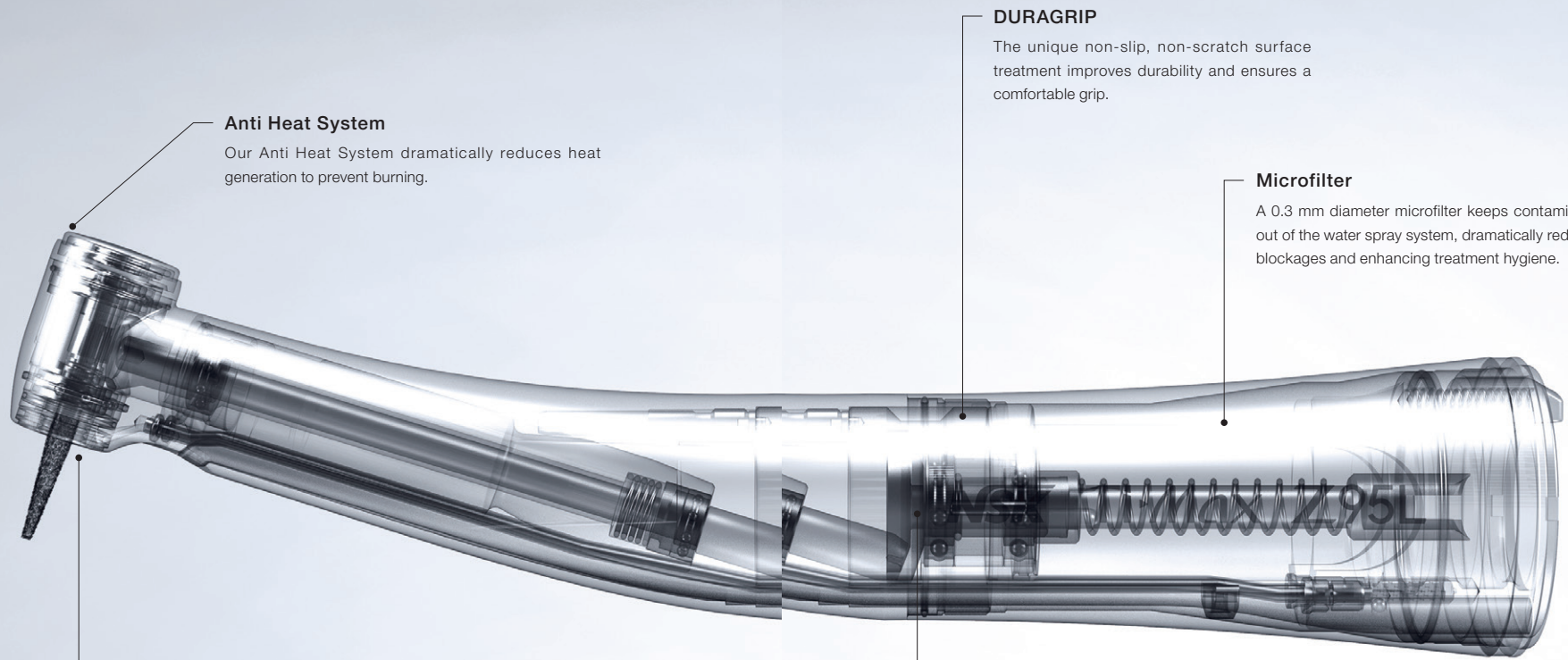
### The Slimmest Neck

The slimmer neck provides much better visibility compared to existing products, delivering wide visibility of all treatment areas.





TECHNOLOGY & FUNCTION



**Anti Heat System**

Our Anti Heat System dramatically reduces heat generation to prevent burning.

**DURAGRIP**

The unique non-slip, non-scratch surface treatment improves durability and ensures a comfortable grip.

**Microfilter**

A 0.3 mm diameter microfilter keeps contaminants out of the water spray system, dramatically reducing blockages and enhancing treatment hygiene.

**Clean Head System**


The Clean Head System has an anti-suck back mechanism that stops blood and foreign matter from entering the head from the oral cavity. As a result, the ball bearings and mechanical parts last longer.

**Amazing Silence and Minimal Vibration**

The marriage of micro-precision parts and gears has lowered noise and vibration even more.

# Ti-Max Z Premium


- Titanium Body with Scratch Resistant DURAGRIP
- Cellular Glass Optics
- Push Button Chuck
- Clean Head System (Excludes Z24L)
- Microfilter



- Quattro Spray (with two way spray function)
- Max Speed: 200,000 min<sup>-1</sup>
- For FG burs (ø1.6)
- Ceramic Bearings
- Anti Heat System



	Optic	MODEL	ORDER CODE
<b>1:5 Increasing</b>	●	<b>Z95L</b>	<b>C1034</b>




Head size comparison  
Z85L offering extraordinary  
visibility and accessibility.



- Single Spray
- Miniature Head
- Max Speed: 200,000 min<sup>-1</sup>
- For FG burs (ø1.6)
- Ceramic Bearings
- Anti Heat System
- \*Short Shank burs only

	Optic	MODEL	ORDER CODE
<b>1:5 Increasing</b>	●	<b>Z85L</b>	<b>C1062</b>



Head size comparison  
Z84L offering extraordinary  
visibility and accessibility.




- Quattro Spray (with two way spray function)
- Miniature Head
- Max Speed: 180,000 min<sup>-1</sup>
- For FG burs (ø1.6)
- Ceramic Bearings
- Anti Heat System
- \*Short Shank burs only

	Optic	MODEL	ORDER CODE
<b>1:4.5 Increasing</b>	●	<b>Z84L</b>	<b>C1135</b>



- Single Spray (with two way spray function)
- Max Speed: 40,000 min<sup>-1</sup>
- For CA burs (ø2.35)



	Optic	MODEL	ORDER CODE
<b>1:1 Direct Drive</b>	●	<b>Z25L</b>	<b>C1038</b>




- Single Spray
- Miniature Head
- Max Speed: 40,000 min<sup>-1</sup>
- For CA burs (ø2.35)



	Optic	MODEL	ORDER CODE
<b>1:1 Direct Drive</b>	●	<b>Z24L</b>	<b>C1126</b>

- Single Spray (with two way spray function)
- Max Speed: 10,000 min<sup>-1</sup>
- For CA burs (ø2.35)



	Optic	MODEL	ORDER CODE
<b>4:1 Reduction</b>	●	<b>Z15L</b>	<b>C1039</b>

- Single Spray
- Max Speed: 2,500 min<sup>-1</sup>
- For CA burs (ø2.35)



	Optic	MODEL	ORDER CODE
<b>16:1 Reduction</b>	●	<b>Z10L</b>	<b>C1040</b>



# Ti-Max Z45L

Special



## 45-degree Angled Head Supplies Superior Accessibility and Maximum Visibility

The world's first 45-degree contra-angle, Ti-Max Z45L provides effortless access to hard-to-reach molars that a standard contra-angle simply can't match. The slim-form Ti-Max Z45L also offers excellent visibility and high operability, creating more space between adjacent teeth and the handpiece body. Ti-Max Z45L's powerful and consistent cutting shortens treatment time for time-consuming sectioning and third-molar extractions compared to standard contra-angles, dramatically reducing stress for both clinicians and patients.



### Superior Accessibility

The 45-degree angled head allows easy access to the molar region, minimizing interference from the front teeth and adjacent teeth.



Sectioning a Mandibular Left Impacted Third Molar



Caries Removal from a Maxillary Left Lateral Incisor's Cervical Area



Caries Removal from a Maxillary Left Second Premolar on Palatal Side



Clarifying the Root Canal Orifice of a Mandibular Right Second Premolar



- Titanium Body with Scratch Resistant DURAGRIP
- 45° Angle Head
- Cellular Glass Optics
- Ceramic Bearings
- Clean Head System
- Push Button Chuck
- Quattro Spray (with two way spray function)
- Microfilter
- Anti Heat System
- For FG burs (ø1.6)
- Max Speed: 168,000 min<sup>-1</sup>

	Optic	MODEL	ORDER CODE
<b>1:4.2 Increasing</b>	●	<b>Z45L</b>	<b>C1064</b>



Washable in the thermodisinfectant



Autoclavable up to 135°C



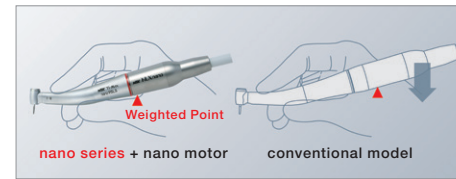
# Ti-Max nano

Special



## Shorter, Perfectly Balanced

Shorter, lighter and perfectly balanced, "nano series" instruments are designed to be natural extensions of the clinician's hand, ensuring smoother procedures. Even during implant operations that require delicate and precise movements, a "nano series" faithfully mirrors the user's intent. NSK continues to challenge the limits of manufacturing and pioneer next-generation contra-angles.



## Smaller and Slimmer

nano95LS has smaller head and slimmer neck dimensions.



## Outstanding Durability

The nano95LS gear shapes have been designed using High Spec 3D simulation software to achieve optimal results in terms of durability and noise level minimization.

Series instruments are compatible with NSK motor line up (NLX nano, NLX plus, NBX, NBX N, X205L and SGL70M micromotors) and other motors with insert less than 23 mm.

# Ti-Max nano Special

- Titanium Body with Scratch Resistant DURAGRIP
- Cellular Glass Optics
- Clean Head System
- Push Button Chuck (Excludes nano65LS)
- Microfilter



- Quattro Spray
- For FG burs (ø1.6)
- Ceramic Bearings
- Anti Heat System
- Max Speed: 200,000 min<sup>-1</sup>



	Optic	MODEL	ORDER CODE
<b>1:5 Increasing</b>	●	<b>nano95LS</b>	<b>C1099</b>



- Single Spray
- For CA burs (ø2.35)
- Max Speed: 40,000 min<sup>-1</sup>



	Optic	MODEL	ORDER CODE
<b>1:1 Direct Drive</b>	●	<b>nano25LS</b>	<b>C1100</b>

- Single Spray
- For CA burs (ø2.35)
- Max Speed: 10,000 min<sup>-1</sup>



	Optic	MODEL	ORDER CODE
<b>4:1 Reduction</b>	●	<b>nano15LS</b>	<b>C1101</b>

## Straight Handpiece

- Single Spray
  - For HP burs (ø2.35)\*
  - For CA burs (ø2.35)\*
  - Max Speed: 40,000 min<sup>-1</sup>
- \*Need to insert the supplied bur stopper



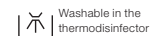
	Optic	MODEL	ORDER CODE
<b>1:1 Direct Drive</b>	●	<b>nano65LS</b>	<b>H1048</b>



Washable in the thermodisinfecteur



Autoclavable up to 135°C



Washable in the thermodisinfecteur



Autoclavable up to 135°C



# Ti-Max X

Advanced



- Titanium Body with Scratch Resistant DURAGRIP
- Cellular Glass Optics
- Clean Head System
- Push Button Chuck (Excludes X65L / X65)
- Microfilter (Excludes X65L / X65)



- Quattro Spray • For FG burs (ø1.6)
- Ceramic Bearings
- Anti Heat System
- Max Speed: 200,000 min<sup>-1</sup>



	Optic	MODEL	ORDER CODE
<b>1:5 Increasing</b>	●	<b>X95L</b>	<b>C600</b>
	—	<b>X95</b>	<b>C610</b>



- Single Spray
- For CA burs (ø2.35)
- Max Speed: 40,000 min<sup>-1</sup>



	Optic	MODEL	ORDER CODE
<b>1:1 Direct Drive</b>	●	<b>X25L</b>	<b>C601</b>
	—	<b>X25</b>	<b>C611</b>

- Single Spray
- For CA burs (ø2.35)
- Max Speed: 10,000 min<sup>-1</sup>



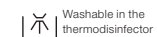
	Optic	MODEL	ORDER CODE
<b>4:1 Reduction</b>	●	<b>X15L</b>	<b>C602</b>
	—	<b>X15</b>	<b>C612</b>

## Straight Handpiece

- Single Spray
  - For HP burs (ø2.35)
  - For CA burs (ø2.35)\*
  - Max Speed: 40,000 min<sup>-1</sup>
- \*Need to insert the supplied bur stopper



	Optic	MODEL	ORDER CODE
<b>1:1 Direct Drive</b>	●	<b>X65L</b>	<b>H273</b>
	—	<b>X65</b>	<b>H274</b>



Washable in the thermodisinfector



Autoclavable up to 135°C



## CONTRA-ANGLES

- Titanium Body with Scratch Resistant DURAGRIP
- Cellular Glass Optics
- Microfilter (Excludes X57L / X57 / X95EX)
- Clean Head System
- Push Button Chuck



	Optic	MODEL	ORDER CODE
<b>10:1 Reduction</b>	●	<b>X12L</b>	<b>C606</b>

- Single Spray
- For CA burs (ø2.35)
- Max Speed: 4,000 min<sup>-1</sup>

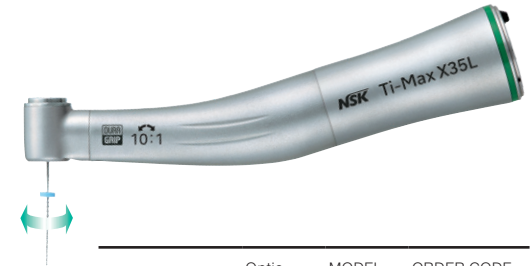
## External Water Spray



	Optic	MODEL	ORDER CODE
<b>1:5 Increasing</b>	—	<b>X95EX</b>	<b>C1072</b>

- Ceramic Bearings
- Quattro Spray
- For FG burs (ø1.6)
- Max Speed: 200,000 min<sup>-1</sup>

## Endodontic Handpiece



	Optic	MODEL	ORDER CODE
<b>10:1 Reduction</b>	●	<b>X35L</b>	<b>C620</b>
	—	<b>X35</b>	<b>C624</b>
MODEL		ORDER CODE	
<b>QF Adaptor</b>		<b>C877701</b>	

- Single Spray
- For Hand File & Engine File
- 60° Twist
- Push Button Chuck
- Max Speed: 4,000 min<sup>-1</sup>



## Prophylaxis Handpiece



Special Dust Proof

- For Screw-in Cups and Brushes
- 360° Rotation
- w/o Spray
- Max Speed: 2,500 min<sup>-1</sup>



	Optic	MODEL	ORDER CODE
<b>16:1 Reduction</b>	●	<b>X57L</b>	<b>C609</b>
	—	<b>X57</b>	<b>C619</b>



With Tip Lock Mechanism

- Single Spray
- For Profin / EVA Tips / Orthodontics File (Shank ø2.36-2.40 mm) \*Metal shank cannot be used.
- Vertical Reciprocating (Stroke Length 1.4 mm)
- Lamineer Tips not included
- Max Speed: 10,000 min<sup>-1</sup>
- Please keep the rotation speed with your life manufactures designate. (X35L/X35)



	Optic	MODEL	ORDER CODE
<b>4:1 Reduction</b>	●	<b>X55L</b>	<b>C608</b>
	—	<b>X55</b>	<b>C618</b>

# S-Max M

Advanced




## TOUGHNESS

The S-Max M series contra-angles have dramatically improved durability, and feature an updated internal body design and chuck mechanism. They are NSK's next-generation standard - a marriage of ergonomic sophistication and smooth cutting feel. Experience them for yourself.

- Stainless Steel Body
- Cellular Glass Optics
- Clean Head System
- Push Button Chuck (Excludes M65)



- Quattro Spray
- For FG burs (ø1.6)
- Ceramic Bearings
- Max Speed: 200,000 min<sup>-1</sup>



	Optic	MODEL	ORDER CODE
<b>1:5 Increasing</b>	●	<b>M95L</b>	<b>C1023</b>
	—	<b>M95</b>	<b>C1026</b>



- Single Spray
- For CA burs (ø2.35)
- Max Speed: 40,000 min<sup>-1</sup>



	Optic	MODEL	ORDER CODE
<b>1:1 Direct Drive</b>	●	<b>M25L</b>	<b>C1024</b>
	—	<b>M25</b>	<b>C1027</b>

- Single Spray
- For CA burs (ø2.35)
- Max Speed: 10,000 min<sup>-1</sup>



	Optic	MODEL	ORDER CODE
<b>4:1 Reduction</b>	●	<b>M15L</b>	<b>C1025</b>
	—	<b>M15</b>	<b>C1028</b>

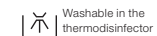
## Straight Handpiece

- Single Spray
- For HP burs (ø2.35)
- For CA burs (ø2.35)\*
- Max Speed: 40,000 min<sup>-1</sup>

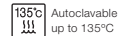
\*Need to insert the supplied bur stopper



	Optic	MODEL	ORDER CODE
<b>1:1 Direct Drive</b>	—	<b>M65</b>	<b>H1008</b>



Washable in the thermodisinfectant



Autoclavable up to 135°C



# FX series

Basic



## Integrated Handpieces : Ergonomic :Functional : Reliable

After 35 years of outstanding global success, the classic NSK EX handpiece series has now evolved into a new stage. – NSK FX handpiece series – a modernization of the EX series. The traditional NSK simple design technology, functional reliability, durability, and cost effective pricing still remains, but FX has been updated to an integrated design in response to modern demands.

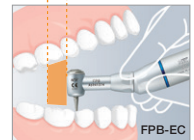
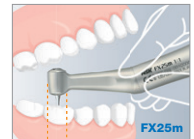
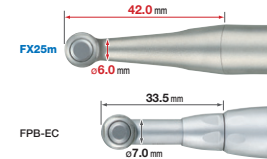
## Durable Stainless Steel Body

Stainless is lighter and more durable than brass. Handpiece weight is considerably reduced and ergonomic hand comfort is greatly enhanced with a realistic tactile sense.

## Improved Visibility : Ideal Balance

The extra slim head and body design greatly improves direct and indirect visibility to the oral operational field. This includes increased visibility of even difficult access areas in the oral cavity.

The slim, lighter weight design delivers an entirely comfortable ergonomic balance, especially when used in conjunction with the new NSK FX Mini Air motor.



Maximum accessibility

## Easy Cartridge Replacement


In some instances cartridges are easily replaced in surgery with the accessory tools supplied with the new product. Service costs and downtime are reduced (FX25m).



## Clean Head System

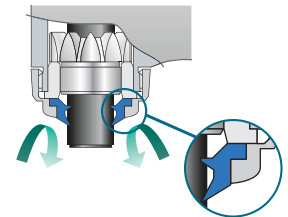
The patented NSK Clean Head System is a special mechanism designed to automatically prevent the entry of oral fluids and other contaminants into the handpiece head prolonging the life of the bearings.

(FX25m / FX15m / FX65m)



## FX57m Paste Defense System

The prophylaxis handpiece head incorporates the unique NSK Paste Defense System which prevents dust and polishing paste debris from entering the handpiece. In addition, the NSK DLC coating on the rotor prevents possible breakage caused by surface abrasions from the polishing paste. These are some features that illustrate extended FX handpiece durability.



# FX series Basic

## General Applications Handpiece



- For CA burs (ø2.35)
- Push Button Chuck
- Stainless Steel Body
- Clean Head System
- Ball Bearing
- External Water Spray
- Max Speed: 40,000 min<sup>-1</sup>

MODEL	ORDER CODE
<b>1:1 Direct Drive FX25m</b>	<b>C1052001</b>



- For CA burs (ø2.35)
- Latch type
- External Water Spray
- Max Speed: 30,000 min<sup>-1</sup>

MODEL	ORDER CODE
<b>1:1 Direct Drive FX22</b>	<b>C1129001</b>



- For CA burs (ø2.35)
- Push Button Chuck
- Stainless Steel Body
- Clean Head System
- Ball Bearing
- External Water Spray
- Max Speed: 10,000 min<sup>-1</sup>

MODEL	ORDER CODE
<b>4:1 Reduction FX15m</b>	<b>C1053001</b>

## Endodontic Handpiece



- Miniature Head
- For engine files
- Stainless Steel Body
- 360° Rotation
- Push Button Chuck
- External Water Spray
- Max Speed: 1,250 min<sup>-1</sup>

MODEL	ORDER CODE
<b>16:1 Reduction FX75m</b>	<b>C1055001</b>

## Prophylaxis Handpiece



- For screw-in cups and brushes
- Stainless Steel Body
- 360° Rotation
- w/o Spray
- Paste Defense System
- External Water Spray
- Max Speed: 5,000 min<sup>-1</sup>

MODEL	ORDER CODE
<b>4:1 Reduction FX57m</b>	<b>C1054001</b>

## Straight Handpiece



- For HP burs (ø2.35), disposable prophyl angle
- Stainless Steel Body
- Clean Head System
- External Water Spray
- Max Speed: 40,000 min<sup>-1</sup>

MODEL	ORDER CODE
<b>1:1 Direct Drive FX65m</b>	<b>H1014001</b>



# EX series Basic

## Heads for General Application (External Water Spray)



MODEL	ORDER CODE
<b>FPB-Y</b>	<b>C875</b>
<ul style="list-style-type: none"> <li>• For CA burs (ø2.35) • Clean Head System</li> <li>• Push Button Chuck • Ball Bearing</li> <li>• Max Speed: 40,000 min<sup>-1</sup></li> </ul>	



MODEL	ORDER CODE
<b>NAC-Y</b>	<b>C032002</b>
<ul style="list-style-type: none"> <li>• For CA burs (ø2.35) • Latch type</li> <li>• Max Speed: 30,000 min<sup>-1</sup></li> </ul>	



MODEL	ORDER CODE
<b>BB-Y</b>	<b>C037</b>
<ul style="list-style-type: none"> <li>• For CA burs (ø2.35) • Latch type</li> <li>• Ball Bearing</li> <li>• Max Speed: 40,000 min<sup>-1</sup></li> </ul>	



MODEL	ORDER CODE
<b>NBBW-Y</b>	<b>C211</b>
<ul style="list-style-type: none"> <li>• For CA burs (ø2.35) • Latch type</li> <li>• Ball Bearing • With Water Nozzle</li> <li>• Max Speed: 40,000 min<sup>-1</sup></li> </ul>	



MODEL	ORDER CODE
<b>NM-Y</b>	<b>C247</b>
<ul style="list-style-type: none"> <li>• Miniature Head • Latch type</li> <li>• For CA burs (ø2.35)</li> <li>• Max Speed: 30,000 min<sup>-1</sup></li> </ul>	



MODEL	ORDER CODE
<b>FFB-Y</b>	<b>C884</b>
<ul style="list-style-type: none"> <li>• For FG burs (ø1.6) • Clean Head System</li> <li>• Push Button Chuck</li> <li>• Max Speed: 40,000 min<sup>-1</sup></li> </ul>	



MODEL	ORDER CODE
<b>NRS2-Y</b>	<b>C549</b>
<ul style="list-style-type: none"> <li>• 10:1 Reduction • For CA burs (ø2.35)</li> <li>• Clean Head System • Push Button Chuck</li> <li>• Max Speed: 3,000 min<sup>-1</sup></li> </ul>	

## Heads for Prophylaxis Application



MODEL	ORDER CODE
<b>AR-Y (S)</b>	<b>C187</b>
<ul style="list-style-type: none"> <li>• For screw-in cups and brushes</li> <li>• Max Speed: 5,000 min<sup>-1</sup></li> </ul>	



MODEL	ORDER CODE
<b>AR-Y (K)</b>	<b>C188</b>
<ul style="list-style-type: none"> <li>• For snap-on cups</li> <li>• Max Speed: 5,000 min<sup>-1</sup></li> </ul>	



MODEL	ORDER CODE
<b>EVA-Y</b>	<b>C235</b>
<ul style="list-style-type: none"> <li>• For Eva tips • Vertical Reciprocating (Stroke Length 1.4 mm)</li> <li>• Max Speed: 10,000 min<sup>-1</sup></li> </ul>	

## Heads for Endodontic Application



MODEL	ORDER CODE
<b>MP-Y</b>	<b>C547</b>
<ul style="list-style-type: none"> <li>• Miniature Head • Push Button Chuck</li> <li>• Max Speed: 20,000 min<sup>-1</sup></li> </ul>	



MODEL	ORDER CODE
<b>MPA-Y</b>	<b>C548</b>
<ul style="list-style-type: none"> <li>• Connection for Apex locator (For long shank)</li> <li>• Miniature Head • Push Button Chuck</li> <li>• Max Speed: 20,000 min<sup>-1</sup></li> </ul>	



MODEL	ORDER CODE
<b>MPAS-Y</b>	<b>C882</b>
<ul style="list-style-type: none"> <li>• Connection for Apex locator (For short shank)</li> <li>• Miniature Head • Push Button Chuck</li> <li>• Max Speed: 20,000 min<sup>-1</sup></li> </ul>	



MODEL	ORDER CODE
<b>TEQ-Y</b>	<b>C849</b>
<ul style="list-style-type: none"> <li>• 80° Twist • For engine files (ø2.35)</li> <li>• Push Button Chuck</li> <li>• Max Speed: 4,000 min<sup>-1</sup></li> </ul>	



MODEL	ORDER CODE
<b>TEP-Y</b>	<b>C837</b>
<ul style="list-style-type: none"> <li>• 60° Twist • For hand files</li> <li>• Push Button Chuck • External Water Spray</li> <li>• Max Speed: 4,000 min<sup>-1</sup></li> </ul>	

## Shanks



MODEL	ORDER CODE
<b>EC-30</b>	<b>C100008</b>
<b>ECM-30M</b>	<b>C100007</b>
<ul style="list-style-type: none"> <li>• 1:1 Direct Drive</li> </ul>	



MODEL	ORDER CODE
<b>ER10</b>	<b>C635</b>
<ul style="list-style-type: none"> <li>• 10:1 Reduction</li> </ul>	



MODEL	ORDER CODE
<b>ER4</b>	<b>C634</b>
<b>ER4M</b>	<b>C634002</b>
<ul style="list-style-type: none"> <li>• 4:1 Reduction</li> </ul>	



MODEL	ORDER CODE
<b>ER16</b>	<b>C636</b>
<ul style="list-style-type: none"> <li>• 16:1 Reduction</li> </ul>	

• Shanks and heads are sold separately. You can combine Shanks and heads according to your wishes and the indication.



FPB-Y, FFB-Y, NRS2-Y, AR-Y (S), AR-Y (K) and EVA-Y can be washed in the thermodisinfectior.



Autoclavable up to 135°C



MP-Y, MPA-Y, MPAS-Y, TEP-Y, ECM-30M, ER4M can be washed in the thermodisinfectior.



Autoclavable up to 135°C

# EX series Basic



- For CA burs (ø2.35)
- Latch type
- External Water Spray
- Max Speed: 30,000 min<sup>-1</sup>

	MODEL	ORDER CODE
<b>1:1 Direct Drive</b>	<b>NAC-EC</b>	<b>Y110148</b>



- For NAC (Optional)

	MODEL	ORDER CODE
<b>Spray Nozzle</b>	<b>C032701</b>	

## Straight Handpieces



- For HP burs (ø2.35)
- Clean Head System
- External Water Spray
- Max Speed: 40,000 min<sup>-1</sup>

	MODEL	ORDER CODE
<b>1:1 Direct Drive</b>	<b>EX-6B</b>	<b>H260001</b>



- For HP burs (ø2.35), disposable prophyl angle
- Clean Head System
- External Water Spray
- Max Speed: 10,000 min<sup>-1</sup>

	MODEL	ORDER CODE
<b>4:1 Reduction</b>	<b>EX-5B</b>	<b>H262</b>

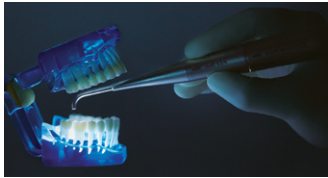


- For FX65, EX-6B, EX-5B (Optional)

	MODEL	ORDER CODE
<b>Spray Nozzle</b>	<b>H019711</b>	




# isoE-LUX Light Probe



- E-Type Optic Motor Connection
- Glass Fiber Optics
- Stainless Steel Body

Optic	MODEL	ORDER CODE
●	<b>isoE-LUX</b>	<b>Z1265</b>



CLINICAL MICROMOTORS



# NLX nano



## A New Generation of Micromotor as Well Balanced as an Air Turbine

NLX nano has been designed to minimize weight and size to improve the balance of instrument and motor in the hand of the clinician, reducing fatigue during prolonged procedures.

Despite its small size and light weight, the NLX nano is as powerful as traditional micromotors and offers wider range of speeds. Its 180° Vector Control assures smooth and stepless control over the entire speed range.

Thanks to LED illumination, it now delivers 32,000 LUX, natural daylight quality light and assures clearer vision, reducing fatigue during operation.

Feel our quality of NLX nano micromotor.

### Perfect Balance

The balance of the motor and instrument combined has been dramatically improved as the weight and size of NLX nano has been reduced drastically.

The overall length of instrument and NLX nano micromotor are almost the same as the length of air turbines and couplings, thus enabling practitioners use contra-angles and NLX nano micromotors just like the use of air turbines.



### Wider Clinical Applications

NLX nano covers a wide speed range and is compatible with your existing optic and non-optic contra-angles. Combined with a wide range of contra-angles, it covers a speed range of 100 – 200,000 min<sup>-1</sup>, to make it suitable for any applications.

	100	1,000	2,000	2,500	10,000	40,000	200,000
Z10L 16:1			100-2,500 min <sup>-1</sup>				
Z25L 1:1				2,000-40,000 min <sup>-1</sup>			
Z95L 1:5						10,000-200,000 min <sup>-1</sup>	



Contra-angles



#### NLX nano

- System : 180° Vector Control System
- Motor Type : Sensorless DC Brushless Micromotor
- Motor Speed : 2,000 – 40,000 min<sup>-1</sup> (NLX nano U)  
: 1,000 – 40,000 min<sup>-1</sup> (NLX BF)
- Torque : Max. 3.4 Ncm
- Weight : 61 g (micromotor only)
- Light : White LED

# NLX nano

## Electric Micromotor Portable System

- Speed : 2,000 – 40,000 min<sup>-1</sup>, Torque : 3.4 Ncm



### Contents

- NLX nano U (Control Unit)
- NLX nano (Motor)
- NLX CD (Cord) • NLAC (AC Adaptor)

### Specifications (Control Unit)

- Rated Input : AC 28 V 50/60 Hz
- Dimensions : W 127 x D 149 x H 54 (mm)
- Weight : 517 g

Optic	MODEL	ORDER CODE
●	<b>NLX nano S230</b>	<b>Y1001362</b>

## Portable System Individual Components



- NLX nano micromotor only (Cord not included)
- Solid Titanium Body
- Autoclavable up to 135°C
- Internal Water Spray
- Brushless



Optic	MODEL	ORDER CODE
●	<b>NLX nano</b>	<b>E1044051</b>

- NLX nano micromotor cord for portable system (2.2 m)



MODEL	ORDER CODE
<b>NLX CD</b>	<b>E1044061</b>

- AC Adaptor for NLX nano micromotor
- For NLX nano portable system only



MODEL	ORDER CODE
<b>NLAC</b>	<b>Y141135</b>

## Electric Micromotor Integrated System

- Speed : 1,000 – 40,000 min<sup>-1</sup>, Torque : 3.4 Ncm



## Integrated System Individual Components



- NLX nano micromotor only (Cord not included)
- Solid Titanium Body • Autoclavable up to 135°C
- Internal Water Spray • Brushless



Optic	MODEL	ORDER CODE
●	<b>NLX nano</b>	<b>E1044051</b>

- NLX nano micromotor cord for integrated system (2.2 m)



MODEL	ORDER CODE
<b>nano CDB</b>	<b>E1044066</b>

- Power module with lamp and air function for integrated system
- Dimensions : W 115 x D 68.5 x H 40 (mm)




MODEL	ORDER CODE
<b>NLX BF</b>	<b>Y1002122</b>

- 24 Vac - 32 Vdc converter for integrated system
- Dimensions : W 60.2 x D 81.4 x H 45.2 (mm)



MODEL	ORDER CODE
<b>NLS-A ADP</b>	<b>U1020050</b>

- Selector module for integrated system
- Dimensions : W 68.5 x D 56.5 x H 38.5 (mm)



MODEL	ORDER CODE
<b>NLS-A SEL</b>	<b>Y1001808</b>

- Multi-Control Panel for built-in system
- Dimensions : W 95 x D 138 x H 31 (mm)



MODEL	ORDER CODE
<b>Multi Pad AX (Auto Select)</b>	<b>Y1001846</b>



# NLX plus

## Electric Micromotor Integrated System

- Speed : 100 – 40,000 min<sup>-1</sup>, Torque : 4.0 Ncm, with Endo Function
- Internal Water Spray
- BRUSHLESS

### Features

- Torque control & Auto reverse feature
- 3 working modes: Auto-reverse on, Auto-stop or Auto-reverse off
- Autoclavable titanium body
- LED illumination
- Installable built-in type conforms to most dental equipment by employing original NLX BF power module



## Integrated System Individual Components



- NLX plus micromotor only (Cord not included) • Solid Titanium Body
- Autoclavable up to 135°C • Internal Water Spray
- Brushless



Optic	MODEL	ORDER CODE
●	<b>NLX plus</b>	<b>E1040051</b>

- NLX plus micromotor cord for integrated system (2.2 m)



MODEL	ORDER CODE
<b>plus CD</b>	<b>E1040062</b>

- Power module with lamp and air function for integrated system
- Dimensions with case : W 115 x D 68.5 x H 40 (mm)



MODEL	ORDER CODE
<b>NLX BF</b>	<b>Y1002122</b>

- 24 Vac - 32 Vdc converter for integrated system
- Dimensions : W 60.2 x D 81.4 x H 45.2 (mm)



MODEL	ORDER CODE
<b>NLS-A ADP</b>	<b>U1020050</b>

- Selector module for integrated system
- Dimensions : W 68.5 x D 56.5 x H 38.5 (mm)



MODEL	ORDER CODE
<b>NLS-A SEL</b>	<b>Y1001808</b>

- Multi-Control Panel for built-in system
- Dimensions : W 95 x D 138 x H 31 (mm)



MODEL	ORDER CODE
<b>Multi Pad AX (Auto Select)</b>	<b>Y1001846</b>

# NBX

## Electric Micromotor Integrated System

- Speed : 60 – 40,000 min<sup>-1</sup>
- Internal Water Spray
- BRUSH



## Integrated System Individual Components



- Micromotor only (Cord not included) • Solid Titanium Body
- Internal Water Spray • Brush



Optic	MODEL	ORDER CODE
●	<b>NBX</b>	<b>E1059051</b>

- NBX micromotor cord for integrated system (2.2 m)



MODEL	ORDER CODE
<b>NBX CDB</b>	<b>E1059061</b>

- Power module for integrated system
- Dimensions : W 86 x D 57 x H 33 (mm)



MODEL	ORDER CODE
<b>IMD BS</b>	<b>Y1002847</b>

- Selector module for integrated system
- Dimensions : W 68.5 x D 56.5 x H 38.5 (mm)



MODEL	ORDER CODE
<b>IMD SEL</b>	<b>Y1002848</b>

- Multi-Control Panel for built-in system
- Dimensions : W 95 x D 138 x H 31 (mm)



MODEL	ORDER CODE
<b>Multi Pad AX (Auto Select)</b>	<b>Y1001846</b>

Optic	MODEL	ORDER CODE
●	<b>NBX iMD Complete Set</b>	<b>Y1002845</b>

### Content

- iMD BS (Power Module) • NBX (Micromotor)
- NBX CDB (Motor Code)

# NBX

## Ultracompact LED Electrical Micromotor

Ultracompact and lightweight body as a result of applying the latest materials and know-how

### Key Features



- Quiet smooth operation to maximum of 40,000 min<sup>-1</sup>
- Minimum heat generation
- LED incorporated in micromotor (only NBX OPTIC)
- Solid Titanium outer Body



- Max. 40,000 min<sup>-1</sup>
- Micromotor only (Cord not included)
- Ultracompact and lightweight outer titanium body
- Internal Water Spray
- Brush

Optic	MODEL	ORDER CODE
●	<b>NBX</b>	<b>E1059051</b>
—	<b>NBX N</b>	<b>E1074051</b>

### Motor Cord



Optic	MODEL	ORDER CODE
●	<b>NBX CDB</b>	<b>E1059061</b>
—	<b>NBX N CDB</b>	<b>E1074061</b>

# M40 XS

### Features



- Quiet smooth operation from 60 to 40,000 min<sup>-1</sup>
- Minimal heat generation
- Compact and light coreless electric micromotor
- LED illumination is incorporated inside the optic micromotor (M40 XS)
- Titanium body with Scratch Resistant DURACOAT



- Made Shorter and Lighter for Perfect Balance
- Advantages of using - LED light
- Ergonomic Shape
- Internal Water Spray
- Brush

Optic	MODEL	ORDER CODE
●	<b>M40 XS</b>	<b>E1135051</b>
—	<b>M40N XS</b>	<b>E1136051</b>

### NSK Motor Cord



- Motor Cord for M40, M40N, M40 LED, M40 XS, M40N XS

MODEL	ORDER CODE
<b>M40-CD</b>	<b>S900100</b>

# Multi Pad

## Multi-Control Panel for Built-in System

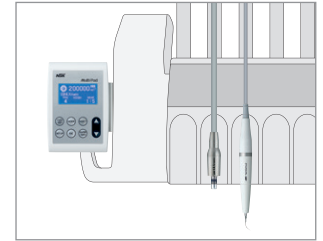


## Integrated into Existing Equipment with The Latest Leading Edge Technology

NSK's Multi Pad uniquely enables control of the NLX nano and NLX plus electric micromotors and the Varios 170 ultrasonic scaler in one system. When partnered with Multi Pad, the NLX nano reaches speeds of 1,000 - 40,000 min<sup>-1</sup> and delivers a powerful 3.4 Ncm torque, whilst the NLX plus additionally offers 3 user-friendly endo modes; auto-reverse on, auto-stop and auto-reverse off. NSK's Multi Pad can also be used to control all functions of the Varios 170 ultrasonic scaler.

### Features

- User friendly LCD display and interface to select settings.
- Visual identification on the display is possible even during operation of the handpiece.
- Up to 8 programs (motor only).
- Supports 5 languages (English, Español, Italiano, Français and Deutsch).



### The Integrated System

Electric Micromotor Integrated System (NLX BF) and Multi Function Ultrasonic Scaler (Varios 170) can be controlled with the system.



- Multi Pad Unit
- Angle Plate (Mounting bracket)
- Screws

## Multi Pad Complete Sets

MODEL	ORDER CODE
Multi Pad AX (Auto Select)	Y1001846

### Specifications

• Input voltage	: DC + 12 V
• Input connect	: 100 mA
• Max. output power	: 1.2 W
• Dimensions	: W 95 x D 138 x H 31 (mm)



# Air Motor



## Ti-Max X205L

Shorter and Lighter -  
Ergonomic Comfort & Improved Balance



**Advantages**

- Shorter and lighter unsurpassed balance Air motor
- 360° Swivel with LED illumination (32,000 LUX)




- 360° Swivel with LED illumination
- 32,000 LUX
- Titanium body with scratch-resistant DURACOAT
- Non-Retraction Valve
- Max Speed: 23,000 min<sup>-1</sup> ±10%
- Internal Water Spray



Optic	MODEL	ORDER CODE
●	X205L	M1013

Reduced Size and Weight for Unsurpassed Balance



# S-Max M205



- Stainless Steel Body
- Non-Retraction Valve
- Midwest 4 hole
- Max Speed: 22,000 min<sup>-1</sup> ±10%
- Internal Water Spray

Optic	MODEL	ORDER CODE
—	<b>M205</b>	<b>M1007</b>

# FX205m



- Stainless Steel Body
- Midwest 4 hole
- Max Speed: 22,000 min<sup>-1</sup> ±10%
- External Water Spray

Optic	MODEL	ORDER CODE
—	<b>FX205m M4</b>	<b>M1005001</b>



- Stainless Steel Body
- Borden 2 hole
- Max Speed: 25,000 min<sup>-1</sup> ±10%
- External Water Spray

Optic	MODEL	ORDER CODE
—	<b>FX205m B2</b>	<b>M1006001</b>

## Air Motor Set



### Contents

- Air Motor (FX205m)
- Straight handpiece (FX65m)
- Contra-angle handpiece (FX25m)



- Midwest 4 hole



- Borden 2 hole

Optic	MODEL	ORDER CODE
—	<b>FX205m M4 Set</b>	<b>Y1002752</b>

Optic	MODEL	ORDER CODE
—	<b>FX205m B2 Set</b>	<b>Y1002753</b>



ORAL HYGIENE



# Varios Combi Pro



## Two Maintenance Systems in One

Combining ultrasonic scaling and powder therapy for more effective and comfortable oral hygiene and biofilm control.



**Innovative New Design Enables Clinicians to Safely and Efficiently Combine Two Applications**

### Two Systems in One

NSK has combined ultrasonic treatment and powder therapy into a single professional treatment unit that streamlines procedures and saves time and space.

### Automatically Sets Powder Therapy Functions for Supragingival or Subgingival Applications

The clinician simply attaches the relevant powder chamber, and the unit automatically selects the functions for supragingival or subgingival applications. This prevents selection errors.

### Independent Unit and Chamber

The detachable chamber and handpiece make it possible to easily switch between supragingival and subgingival applications and make the unit extremely user and maintenance friendly.


### Keeps Both Powder Types Separate

Separate chambers, handpieces, and handpiece hoses for supragingival and subgingival procedures eliminate the risk of powder mixing or powder entering the control unit.


## Optimizing Manoeuvrability

### Automatic Switching from Ultrasonic to Powder Function

An automatic recognition sensor switches from ultrasonic to powder function when a handpiece is picked up from the holder.



<During Ultrasonic function>

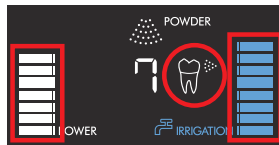


<During Powder function>

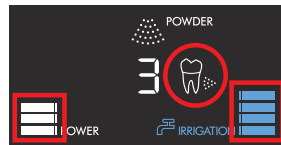
### Store Previous Settings

The system memory can store such treatment parameters as water volume, air pressure and ultrasonic power settings. Simply pick up the handpiece to switch settings.

\*For powder functions, settings change when replacing the chamber.



<When using Supragingival>



<When using Subgingival>

### Auto-cleaning function

Auto-cleaning automatically cleans the handpiece and hose after powder or ultrasonic applications. During the cleaning cycle, the display shows the time remaining to complete the process which takes approximately 45 seconds from start to finish.



### Multi-Foot Control

Just using the foot the user can switch ultrasonic or powder modes on or off and change power settings. Combined with a hanger, this offers complete hands-free operations.



## ULTRASONIC

### A Slim Highly-ergonomic LED Handpiece

The ø9.5 mm slim tip of the Varios LUX handpiece makes it easy to operate throughout the entire oral cavity. The slim handpiece facilitates a smooth approach to difficult to access areas such as the molars. This provides freedom of movement in the oral cavity allowing the tip to be applied at the correct angle. The easy to grip ultra-light handpiece reduces strain on the hands and fingers. With a wide spectrum of close to natural light LED illumination, the view is always bright with high recognition capability.



### A wide choice of tips

NSK offers more than 80 tips to optimize treatment in various clinical procedures.

## iPiezo engine®

### The Unique Ultrasonic AI engine Responds Intelligently

"I'd like to be better at scaling", "I'd like an easier way to remove deposits"

We carefully considered the opinions of clinicians in the development of our unique next-generation AI ultrasonic engine which is at the heart of the NSK ultrasonic series. The actions of the operator are transmitted accurately to the tip, as if it were an extension of the hand. This allows treatment to match tooth surface conditions. The result is faster and gentler treatment for patients and at the same time eco friendly as it operates efficiently with low power consumption.

### Feedback Function


The NSK iPiezo engine supplies the appropriate power to the tip depending on the condition of the tooth surface. iPiezo engine provides a stable frequency output without dropping the power, even when removing hard calculus.

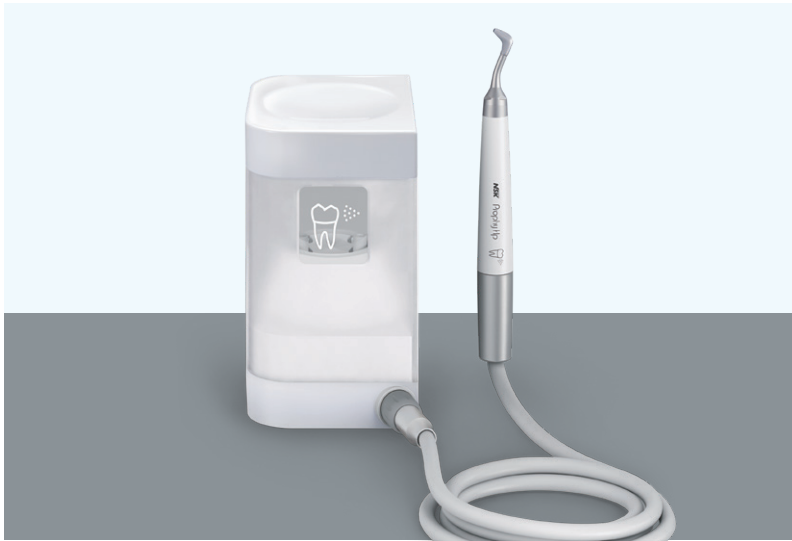
### Auto Tuning Function

The Auto Tuning Function provides stable frequency to the tip at the selected power range. It allows the operator to feel the power output which ensures the optimum result.

### Allows for Steady Scaling

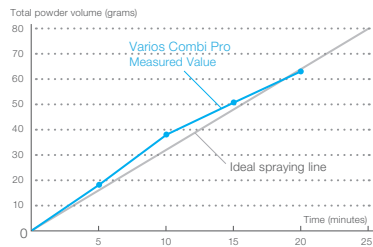
Conventional ultrasonic scalers lose power when moving from soft to hard tartar. The load on the end of the tip is automatically detected by the action of the iPiezo engine allowing for steady scaling without power-loss.






## POWDER PROPHY SYSTEM

Cleaning Supragingival Areas Quickly and Efficiently



### Stable powder spraying

NSK's expertise in fluid analysis techniques, gained through developing turbines, optimize powder flows inside the chamber, streamlining sprays of powder, water and air to significantly shorten chair times.



### User-friendly handpiece and nozzle

The slim handpiece provides excellent accessibility and manoeuvrability


### Powder Solution

NSK powder solution enables non-contact cleaning even in locations where deposits can't be removed as direct contact equipment tips, such as scalers, cannot reach them. ➔ P.112



## POWDER PERIO SYSTEM

Gently Cleaning Subgingival Areas



### Gentle on soft tissue

Separating powder and water during application prevents periodontal damage. Powder flow is directed in all directions to remove subgingival plaque.



### Safe plastic nozzle

Because the nozzle tip is flexible, it can follow tooth contours and is easy to insert into pockets thereby minimizing patient discomfort. The material is semi-transparent to help with visibility. The nozzle tips are sterile and individually packaged so they are ready to use.

### Wide range of applications

Applications range from quick biofilm removal to cleaning around dental implants and periodontal pockets. With the nozzle tip removed, clinicians can remove plaque from subgingival pockets of up to 3 mm.

### Powder Solution

NSK powder solution enables non-contact cleaning even in locations where deposits can't be removed as direct contact equipment tips, such as scalers, cannot reach them. ➔ P.112



# Varios Combi Pro



## Varios Combi Pro Basic Set

MODEL	ORDER CODE
<b>Varios Combi Pro Basic Set</b>	<b>Y1002843</b>

### Contents

- PROPHY-Handpiece with 60° Nozzle
- PROPHY-Hose
- PROPHY-CHAMBER
- FLASH pearl (5 pcs. x 15 g sachets)
- Maintenance kit
- VA2LUX-Handpiece
- VA2LUX-Hose
- 3 Scaling tips
- Sterilization case
- Irrigation bottle (400 mL)
- Foot control

### Specifications

- Power Supply : AC 100-240 V 50/60 Hz
- Frequency : 28-32 kHz
- Dimensions : W 225 x D 290 x H 162 (mm) (including chamber)
- Unit weight : 2,6 kg (Except attachment)
- Bottle volume : 400 mL

## Optional



MODEL	ORDER CODE
-------	------------

**Varios Combi Pro Propy Set**    **Y1003771**

### Contents

- PROPHY-Handpiece
  - PROPHY-Hose
  - PROPHY-CHAMBER
  - 5 x 15 g packs FLASH pearl cleaning powder
- \*included in the Varios Combi Pro Basic set



MODEL	ORDER CODE
-------	------------

**Varios Combi Pro Perio Set**    **Y1003042**

### Contents

- PERIO-CHAMBER
- PERIO-Hose
- PERIO-Handpiece
- Perio Mate Nozzle tip
- Perio Mate Nozzle tip remover
- Perio Mate powder



MODEL	BESTELLCODE
-------	-------------

**iCart Propy**    **S9095**

### Contents

- Dimensions : W 450 x D 380 x H 660 mm
- Weight : 21 kg

# Prophy-Mate neo




## Improved Polishing Power

With NSK original twin nozzles, greater polishing power is realized. With powerful jet, cleaning time is greatly shortened thus reduces treatment time.



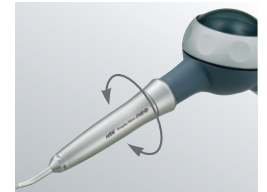
## Easy Detachable Nozzles with 60° and 80°

Selectable 60° and 80° nozzles maximize the cleaning ability. 60° nozzle works especially well for molar area and occluding surface and 80° nozzle for anterior tooth.



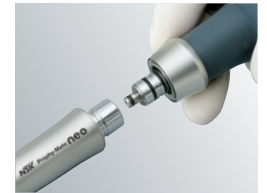
## Smooth, Easy 360° Swivel

Twin joints rotate smoothly 360 degrees for easy operability, responding flexibly to minute fingertip movements with effortless adjustment of the nozzle angle.



## Simple One-touch Connection

The Prophy-Mate neo is designed for a one-touch attachment to NSK couplings and other major coupling brands. The handpiece also can be attached to the powder case with one-touch operation.



## Product Maintenance

The user can easily disassemble the nozzle, handpiece and powder case. Powder clogging is unlikely when handled and maintained correctly but is easy to manage by following the maintenance guidelines and the relevant accessories included with the product.


## Powder Solution

NSK powder solution enables non-contact cleaning even in locations where deposits can't be removed as direct contact equipment tips, such as scalers, cannot reach them.

➔ P.112

# Prophy-Mate neo

Supragingival Powder Therapy device



60° and 80° nozzles



## Prophy-Mate neo Complete System

	MODEL	ORDER CODE
NSK Coupling	<b>PMNG-PTL-P</b>	<b>Y135029</b>
KaVo® Coupling	<b>PMNG-KV-P</b>	<b>Y135030</b>
Sirona® Coupling	<b>PMNG-SR-P</b>	<b>Y135031</b>
W&H® Roto Quick	<b>PMNG-WH-P</b>	<b>Y135032</b>
Bien-Air® Unifix®	<b>PMNG-BA-P</b>	<b>Y135033</b>
Midwest 4 hole (Direct-connect / Screw-on Type)	<b>PMNG-M4-P</b>	<b>Y135034</b>
Borden 2 hole (Direct-connect / Screw-on Type)	<b>PMNG-B2-P</b>	<b>Y135035</b>

■ No light during use (when using optic coupling).


### Contents

- Handpiece with 60° nozzle head
- Powder case
- Replacement nozzle head 80°
- 5 pcs. x 15 g sachets of FLASH pearl cleaning powder
- Maintenance kit





# Perio-Mate




## Extensive range of applications ranging from supragingival to subgingival use

By removing the Perio-Mate Nozzle Tip, the subgingival area up to 3 mm from the gum line that requires the most frequent maintenance can be treated.



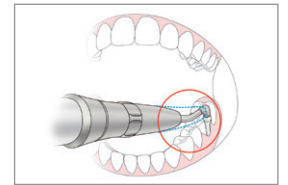
## Optimize Using Powder Flow Analysis

Turbine development technology uses accumulated fluid analysis which allows 'spraying' that takes into account the powder flow in the pocket. It is not mono-directional, rather the flow is even and all-directional, minimising soft-tissue damage and subgingival plaque and biofilm can be removed efficiently. With respect to potential damage, powder (air) and water are separately discharged onto periodontal tissue.



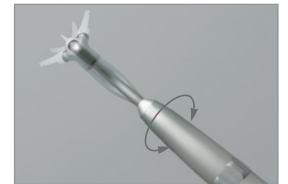
## Slim Nozzle Facilitates Operation in The Narrow Confines of The Oral Cavity

The long, narrow nozzle shape is designed to allow easy access to areas that require inserting the handpiece at an angle, such as between molars.



## Smooth 360-degree Rotation for Safe and Accurate Operation

The handpiece can easily be rotated using the fingertips even while performing complex operations. The nozzle tip allows easy access to difficult to reach areas, and does not adversely affect neighbouring teeth and contours.



## Powder Flow Volume Adjustment

The Perio-Mate's convenient Powder Control Ring makes fine-tuning powder flow simple and intuitive with quick fingertip adjustments. In addition to easily controlling and stopping the flow of powder in this way, you can cleanse the treatment area from biofilm uninterruptedly.



## Product Maintenance

The user can easily disassemble the nozzle, handpiece and powder case. Powder clogging is unlikely when handled and maintained correctly but is easy to manage by following the maintenance guidelines and the relevant accessories included with the product.

## Powder Solution

NSK powder solution enables non-contact cleaning even in locations where deposits can't be removed as direct contact equipment tips, such as scalers, cannot reach them.

➔ P.112

# Perio-Mate

Subgingival Powder Therapy device  
(biofilm eraser)



## Perio-Mate Complete System

	MODEL	ORDER CODE
NSK Coupling	<b>PER-PTL-P</b>	<b>Y1002654</b>
KaVo® Coupling	<b>PER-KV-P</b>	<b>Y1002655</b>
Sirona® Coupling	<b>PER-SR-P</b>	<b>Y1002656</b>
W&H® Roto Quick	<b>PER-WH-P</b>	<b>Y1002657</b>
Bien-Air® Unifix®	<b>PER-BA-P</b>	<b>Y1002658</b>
Midwest 4 hole (Direct-connect / Screw-on Type)	<b>PER-M4-P</b>	<b>Y1002659</b>
Borden 2 hole (Direct-connect / Screw-on Type)	<b>PER-B2-P</b>	<b>Y1002660</b>

■ No light during use (when using optic coupling).

### Contents

- Handpiece • Powder case • Nozzle tip (40 pcs) • Maintenance kit
- Perio-Mate Powder 160 g x 1

# Perio Mate Nozzle Tip

Subgingival Air polishing device for removing biofilm.

## Flexible Plastic Nozzle Tip Design Ensures Accessibility and is Gentle to The Pocket

The slim nozzle tip possesses just the right degree of flexibility to pass smoothly over tooth surfaces, and can be easily inserted into tight pockets and the root surfaces of adjacent teeth without causing the patient discomfort.



MODEL	ORDER CODE
<b>Perio Mate Nozzle Tip</b>	<b>Y1002741</b>

### Contents

- 40 pcs per pack



# Powder Solution

For long lasting, beautiful and healthy teeth



Solution	At	For	With
<p><b>Prophy-Mate neo</b></p>  <p>Removal of stains &amp; plaque Removal of biofilm</p>	 <p>Supragingival</p>	<p>Natural tooth</p> <p>Prosthetic tooth (Only SOFT pearl*)</p>	 <p><b>FLASH pearl</b></p>  <p><b>SOFT pearl</b></p>
<p><b>Varios Combi Pro</b></p>  <p>Removal of plaque Removal of biofilm</p>	 <p>Supragingival (Gingival margin)</p>	<p>Natural tooth</p>	 <p><b>Perio Mate Powder</b></p>
<p><b>Perio-Mate</b></p> 	 <p>Subgingival</p>	<p>Prosthetic tooth</p>	<p><b>Perio Mate Powder</b></p>

\*with some exceptions.

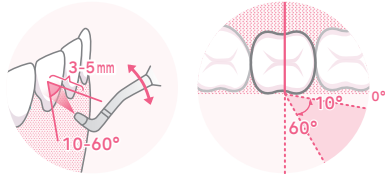


# FLASH pearl

## Features

- Supragingival application
- Principal ingredient is calcium carbonate. Non-flavoured.
- For all grades of stainings and discolorations; with special efficiency in strong stainings
- Sodium-free, so no unpleasant salty taste and ideal for patients on sodium-restricted diets
- Spherical granules are gentle on tooth surfaces
- Average particle diameter is 54 µm

## Usage



For Supragingival



MODEL	ORDER CODE
<b>FLASH pearl (Bottle)</b>	<b>Y900698</b>

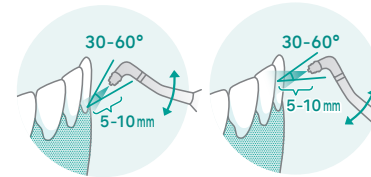
- 4 bottles packed in a box
- Each bottle contains 300 g

# Perio Mate Powder

## Features

- Subgingival application
- Principal ingredient is glycine, an amino acid present in proteins
- Highly water soluble to prevent subgingival retention
- Lower Mohs hardness than dentin  
\*Glycine ranks 2 on the Mohs hardness scale, while dentin is 2 to 2.5
- Average powder particle diameter is 25 µm

## Usage

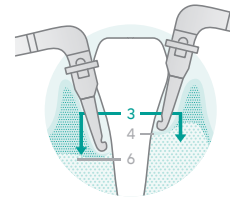


For Supragingival



MODEL	ORDER CODE
<b>Perio Mate Powder</b>	<b>Y900938</b>

- 2 bottles packed in a box
- Each bottle contains 160 g



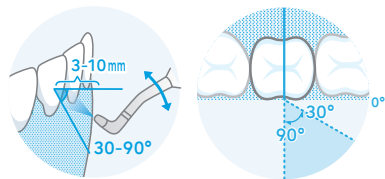
For Subgingival

# SOFT pearl

## Features

- Supragingival application
- Principal ingredient is glycine, an amino acid present in proteins
- For all grades of stainings and discolorations; with special efficiency in slight to medium stainings
- For heavy users using an amalgam separator or wet suction
- Can be used for primary teeth („milk teeth“)
- Average powder particle diameter 65 µm

## Usage



For Supragingival



MODEL	ORDER CODE
<b>SOFT pearl</b>	<b>Y1500721</b>

- 4 bottles packed in a box
- Each bottle contains 250 g



# Varios 970

## The Smart Compact Design Provides High-performance

### Large LED Display

The large LED display has a 10 stage numeric power display and bar graph to show the irrigation volume. Beyond this, intuitive layout of operating keys minimize user errors. Power adjustment and function selection can be performed easily and reliably.



### Large Solution Bottles

The two bottles can be placed and removed easily and can be used for any type of irrigation to complement treatment. Large 400 mL bottles deliver ample irrigation capacity and reduced chair time. Repeated tests of our components and material studies ensure high durability even when used extensively with antiseptic irrigation solutions.



### Improved Durability Against Antiseptic Solutions

The introduction of the resin based water pipe of the bottle, pump and handpiece, assures dramatically improved durability as it substantially reduces the corrosion and rust caused by the residuum of antiseptic solutions.



### Auto Cleaning Mode

The Auto Cleaning Mode flushes the tubing, handpiece and tips at the push of a button when required. The two channels can be flushed independently.



### Varios 970 Complete Sets

Optic	MODEL	ORDER CODE
●	<b>VA970 LUX</b>	<b>Y1004161</b>
—	<b>VA970</b>	<b>Y1004160</b>

### Contents

- Control unit • Handpiece • Handpiece cord • 3 Scaling tips (G4, G8, G16) • Foot control (FC-70)
- 2 x Irrigation bottles • 3 x Tip wrench with torque limiter • AC power cord • Sterilization case

### Specifications

• Power Supply : AC 230 V 50/60 Hz	• Dimensions : W 160 x D 270 x H 190 (mm) (Including Bottle)
• Frequency : 28-32 kHz	• Unit weight : 2.1 kg (Except attachment)
• Max. output : 11 W (G mode)	• Bottle volume : 400 mL (x 2 bottles)

# Varios 570

## Compact and Versatile

Varios 570 offers three power modes selectable to the tip connected to the handpiece; "G"(general), "E"(endo) and "P"(perio). Power level can be fine-turned within the range of given power mode. In particular, P mode offers minimal yet steady power for more effective periodontic treatment.

### Advantages

- Powered by iPiezo engine
- Compact and appropriate-sized body design
- User friendly and intuitive operation control panel



### Varios 570 Complete Set

Optic	MODEL	ORDER CODE
●	VA570 LUX	Y1001273

### Contents

- Control unit with handpiece cord • AC adaptor • Handpiece • Water filter set
- Water supply connector • Foot control (FC-70) • 3 Scaling tips • Tip wrench with torque limiter

### Specifications

- Power Supply : AC 100-240 V 50/60 Hz
- Frequency : 28-32 kHz
- Max. output : 11 W (G mode)
- Dimensions : W 160 x D 135 x H 65 (mm)
- Unit weight : 0.43 kg

# Varios 370

## Compact Multipurpose Control Unit at Your Fingertips

Varios 370 has been especially developed to offer a compact, portable control unit allowing easy installation into any dental unit. It is simple to operate and suitable for a variety of clinical procedures.

### Advantages


- Powered by iPiezo engine
- Potable ultra compact body
- Simple and intuitive operation control panel



### Varios 370 Units Installation Examples



On the dental console arm with Stand (optional).



On/Under the dental bracket table with Control Unit Holder



### Varios 370 Complete Set

Optic	MODEL	ORDER CODE
—	VA370	Y1001340

### Contents

- Control unit with handpiece cord • Control unit holder • AC adaptor • Handpiece • Handpiece holder
- Water filter set • Foot control (FC-71) • 3 Scaling tips • Tip wrench with torque limiter

### Specifications

- Power Supply : AC 100-240 V 50/60 Hz
- Frequency : 28-32 kHz
- Max. output : 11 W (G mode)
- Dimensions : W 80 x D 115 x H 32 (mm) (without knob and cord)
- Unit weight : 0.43 kg (without attachment)




# Varios 170

## Integrated Multi Function Ultrasonic Scaler

Varios 170 is the world's smallest built-in optic control module.

It features the NSK iPiezo engine which ensures stable power output all the times.

The slimmer and extremely lightweight handpiece with twin LED is easily added to the existing handpiece delivery unit and is controlled via the existing foot control.



## Sterilization Case

The handpiece, tips and tip wrenches can be sterilized together for your convenience.



## Varios 170 Complete Sets



Optic	MODEL	ORDER CODE
●	<b>VA170LUXS8</b>	<b>Y1004145</b>
—	<b>VA170S8</b>	<b>Y1004144</b>

## Contents

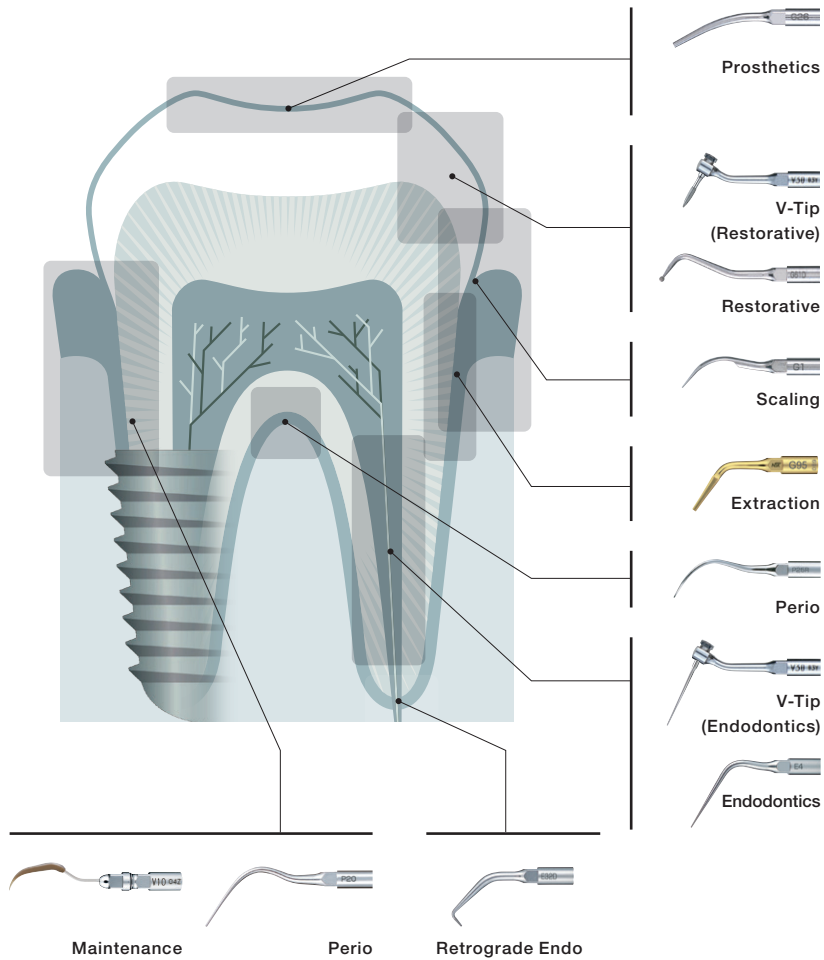
- Built in module
- Handpiece
- Handpiece cord
- 3 Scaling tips (G4, G8, G16)
- 3 x Tip replacement wrench with torque limiter

## Specifications

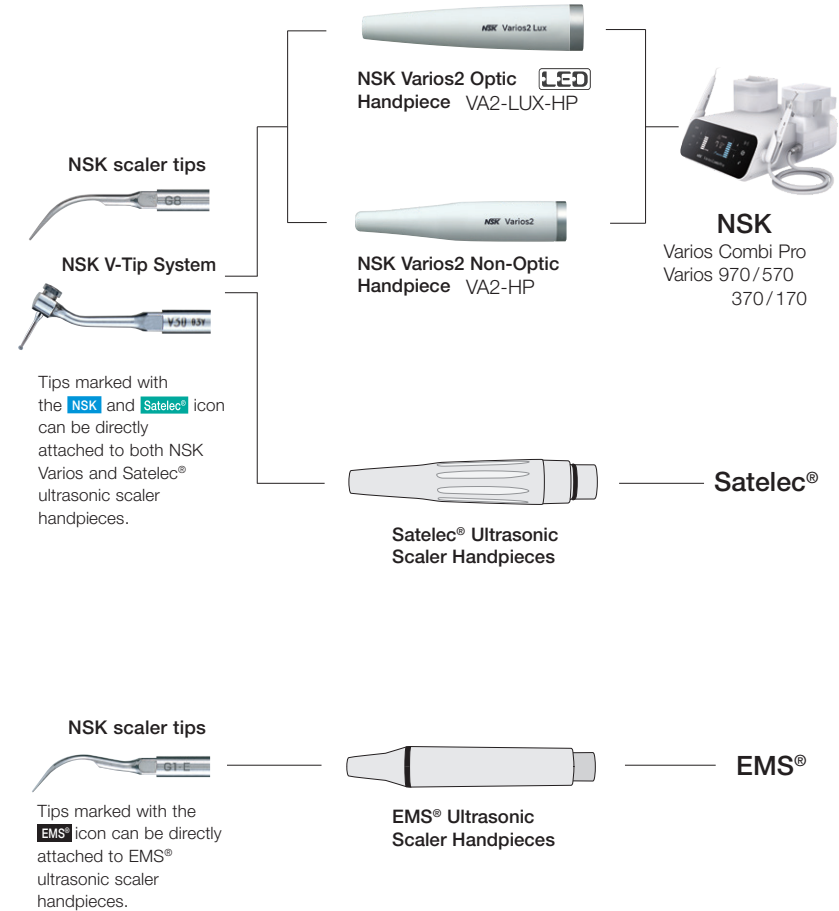
- Power Supply : AC 24 V ±10%
- Frequency : 28-32 kHz
- Max. output : 11 W
- Dimensions : W 63 x D 54 x H 26 (mm)
- Module weight : 59 g

# Ultrasonic Scaler Tips

NSK Offers a Wide Choice of Varios Ultrasonic Scaler Tips for Clinical Applications.



NSK tips fit Varios2 ultrasonic scaler handpieces as well as Satelec® ultrasonic scaler handpieces. NSK make a number of tips which will fit on EMS® ultrasonic scaler handpieces. The following is a guide to illustrate all NSK Varios tips, their applications and connectivity.



Scaling

Cross Section Diagram	MODEL	ORDER CODE
	<b>G1</b>	<b>Z217101</b>
	<b>G1-E</b>	<b>Z291101</b>
	<b>G2</b>	<b>Z217102</b>
	<b>G2-E</b>	<b>Z291102</b>
	<b>G3</b>	<b>Z217103</b>
	<b>G3-E</b>	<b>Z291103</b>
	<b>G4</b>	<b>Z217104</b>
	<b>G4-E</b>	<b>Z291104</b>
	<b>G5</b>	<b>Z217105</b>
	<b>G6</b>	<b>Z217106</b>
	<b>G6-E</b>	<b>Z291106</b>
	<b>G8</b>	<b>Z217108</b>
	<b>G9</b>	<b>Z217109</b>
	<b>G11</b>	<b>Z217411</b>

Scaling

Cross Section Diagram	MODEL	ORDER CODE
	<b>G12</b>	<b>Z217412</b>
	<b>G13</b>	<b>Z217413</b>
	<b>G16</b>	<b>Z217120</b>

Perio (Root Planing)

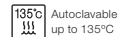
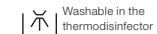
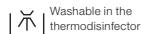
Cross Section Diagram	MODEL	ORDER CODE
	<b>P1</b>	<b>Z217404</b>
	<b>P1D</b>	<b>Z217405</b>
	<b>P2D</b>	<b>Z217402</b>
	<b>P3D</b>	<b>Z217403</b>

• Diamond coated

• Diamond coated • Right curved type

• Diamond coated • Left curved type




\* Cross section diagram is the image of a point 1 mm from the end. The illustrated tip diagram is three times bigger than the actual size.





Perio (Root Planing)

Cross Section Diagram








MODEL	ORDER CODE
<b>NSK Satelec®</b> P10	<b>Z217410</b>

- Sharp edge

---

Cross Section Diagram








MODEL	ORDER CODE
<b>NSK Satelec®</b> P11R	<b>Z217408</b>

- Sharp edge • Right curved type

---

Cross Section Diagram








MODEL	ORDER CODE
<b>NSK Satelec®</b> P11L	<b>Z217409</b>

- Sharp edge • Left curved type

---




Cross Section Diagram

MODEL	ORDER CODE
<b>NSK Satelec®</b> P20	<b>Z217420</b>
<b>EMS®</b> P20-E	<b>Z291420</b>

---

Cross Section Diagram




(From above)

MODEL	ORDER CODE
<b>NSK Satelec®</b> P21R	<b>Z217422</b>
<b>EMS®</b> P21R-E	<b>Z291422</b>

- Right curved type

---

Cross Section Diagram

(From above)

MODEL	ORDER CODE
<b>NSK Satelec®</b> P21L	<b>Z217421</b>
<b>EMS®</b> P21L-E	<b>Z291421</b>

- Left curved type

Perio (Root Planing)

Cross Section Diagram





(From above)

MODEL	ORDER CODE
<b>NSK Satelec®</b> P25R	<b>Z217424</b>
<b>EMS®</b> P25R-E	<b>Z291424</b>

- Right curved type

---

Cross Section Diagram





(From above)

MODEL	ORDER CODE
<b>NSK Satelec®</b> P25L	<b>Z217425</b>
<b>EMS®</b> P25L-E	<b>Z291425</b>

- Left curved type

---

Cross Section Diagram





MODEL	ORDER CODE
<b>NSK Satelec®</b> P26R	<b>Z217426</b>

- Right curved type

---

Cross Section Diagram





MODEL	ORDER CODE
<b>NSK Satelec®</b> P26L	<b>Z217427</b>

- Left curved type

Perio (Irrigation and Cleaning)

Cross Section Diagram





MODEL	ORDER CODE
<b>NSK Satelec®</b> P40	<b>Z217550</b>

- Tip diameter ø0.6 mm

---

Cross Section Diagram





MODEL	ORDER CODE
<b>NSK Satelec®</b> P41	<b>Z217555</b>

- Tip diameter ø0.8 mm

**Maintenance (V-Tip)  
Perio-Control**



MODEL	ORDER CODE
<b>V10</b>	<b>Z217041</b>

- Includes E-Tip replacement wrench
- Plastic Tip is not included

For the maintenance of prostheses and implants. Produced from special material to allow safe debridement without causing damage to metals and implants.

Cross Section Diagram



MODEL	ORDER CODE
<b>V-P10</b>	<b>Y900184</b>

- Pack of 3
- V10 holder is not included

V-P12 is a longer version of the popular V-P10 tip. It serves a wide range of applications, including the maintenance of implants and other prosthetic devices. Its shape offers easy access to all treatment areas.



MODEL	ORDER CODE
<b>V-P12</b>	<b>Y1002167</b>

- Pack of 3
- V10 holder is not included



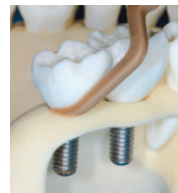
V-P10



V-P12



V-P11R



V-P26R

**Maintenance (V-Tip)**

V-P11R/L left and right are double bent tips. This tip is extra long to easily access difficult to reach areas and to avoid interference with neighbouring teeth or contours. Its shape was designed to best fit different tooth morphologies, making this a versatile tip for a wide range of uses from anterior teeth to premolars.

Cross Section Diagram



MODEL	ORDER CODE
<b>V-P11R</b>	<b>Y1002165</b>

- Right curved type • Pack of 3
- V10 holder is not included



MODEL	ORDER CODE
<b>V-P11L</b>	<b>Y1002166</b>

- Left curved type • Pack of 3
- V10 holder is not included

V-P26R/L is a double-bent tips. The wide angles offer access to areas that cannot be reached with V-P11R/L tips or other conventional instruments. These tips are ideally suited to access the distal surfaces of molars and corner areas as, the end of the tip fits tooth morphology very closely.



MODEL	ORDER CODE
<b>V-P26R</b>	<b>Y1002168</b>

- Right curved type • Pack of 3
- V10 holder is not included



MODEL	ORDER CODE
<b>V-P26L</b>	<b>Y1002169</b>

- Left curved type • Pack of 3
- V10 holder is not included

Endodontics

Cross Section Diagram				MODEL	ORDER CODE
		<b>E4</b>	<b>Z217428</b>		
		<ul style="list-style-type: none"> <li>• For root canal cleaning</li> </ul>			
				MODEL	ORDER CODE
		<b>E4D</b>	<b>Z217528</b>		
		<ul style="list-style-type: none"> <li>• Diamond coated</li> <li>• For root canal enlargement</li> </ul>			
			MODEL	ORDER CODE	
	<b>E5</b>	<b>Z217305</b>			
	<ul style="list-style-type: none"> <li>• Water not required</li> <li>• For lateral condensation</li> </ul>				
			MODEL	ORDER CODE	
	<b>E6</b>	<b>Z217306</b>			
	<ul style="list-style-type: none"> <li>• Water not required</li> <li>• For lateral condensation</li> </ul>				
			MODEL	ORDER CODE	
	<b>E7</b>	<b>Z217307</b>			
	<ul style="list-style-type: none"> <li>• Water not required</li> <li>• For removal of filling and foreign material</li> </ul>				
			MODEL	ORDER CODE	
	<b>E7D</b>	<b>Z217317</b>			
	<ul style="list-style-type: none"> <li>• Diamond coated</li> <li>• For enlargement of root canal wall</li> </ul>				

Endodontics

Cross Section Diagram				MODEL	ORDER CODE
		<b>E8</b>	<b>Z217308</b>		
		<ul style="list-style-type: none"> <li>• Water not required</li> <li>• For removal of filling and foreign material</li> </ul>			
				MODEL	ORDER CODE
		<b>E8D</b>	<b>Z217318</b>		
		<ul style="list-style-type: none"> <li>• Diamond coated</li> <li>• For enlargement of root canal wall</li> </ul>			
			MODEL	ORDER CODE	
	<b>E15D</b>	<b>Z217319</b>			
	<ul style="list-style-type: none"> <li>• Diamond coated</li> <li>• For locating root canals and removal of calcifications</li> </ul>				



Endodontics

120° Angle Holder for U files



MODEL	ORDER CODE
<b>E11</b>	<b>Z217031</b>

- For U files (ø0.8 mm)
- For root canal cleaning
- For anterior teeth • File is optional

95° Angle Holder for U files



MODEL	ORDER CODE
<b>E12</b>	<b>Z217032</b>

- For U files (ø0.8 mm)
- For root canal cleaning
- For posterior teeth
- File is optional



MODEL	ORDER CODE
-------	------------

**U files 33 mm / #15 Y900062**

- ISO 15 • Pack of 6

MODEL	ORDER CODE
-------	------------

**U files 33 mm / #20 Y900063**

- ISO 20 • Pack of 6

MODEL	ORDER CODE
-------	------------

**U files 33 mm / #25 Y900064**

- ISO 25 • Pack of 6

MODEL	ORDER CODE
-------	------------

**U files 33 mm / #30 Y900065**

- ISO 30 • Pack of 6

MODEL	ORDER CODE
-------	------------

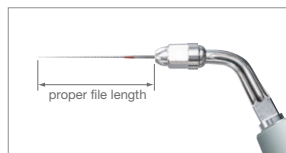
**U files 33 mm / #35 Y900066**

- ISO 35 • Pack of 6

Each pack of E11, E12 or V30 includes 1 x E Tip replacement wrench.  
Replacement wrench is not included when ordering other tips.  
Please order the replacement wrench separately in this instance.

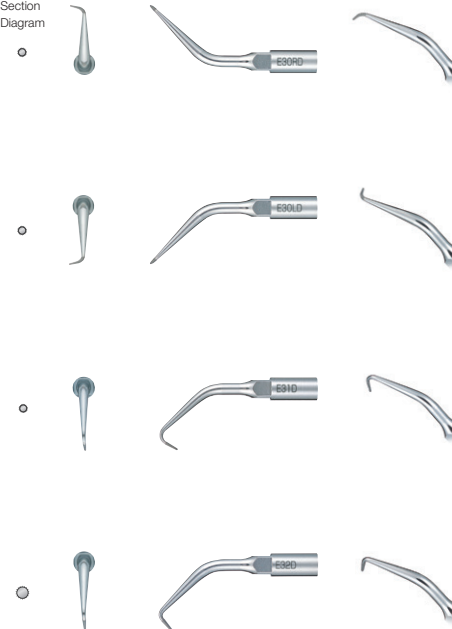
Always refer to this reference chart to ensure correct and accurate proper file length to avoid file breakage.

	#15	#20	#25	#30	#35
E11	22 mm	24.5 mm	22 mm	22 mm	22 mm
E12	22 mm	24.5 mm	24.5 mm	24.5 mm	22 mm



Retrograde Endo

Cross Section Diagram



MODEL	ORDER CODE
<b>E30RD</b>	<b>Z217212</b>

- Diamond coated
- For posterior teeth (right angled)

MODEL	ORDER CODE
<b>E30LD</b>	<b>Z217213</b>

- Diamond coated
- For posterior teeth (left angled)

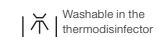
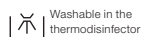
MODEL	ORDER CODE
<b>E31D</b>	<b>Z217210</b>

- Diamond coated
- For anterior and posterior teeth (70°)

MODEL	ORDER CODE
<b>E32D</b>	<b>Z217211</b>

- Diamond coated
- For anterior teeth (90°)

\* Cross section diagram is the image of a point 1 mm from the end. The illustrated tip diagram is three times bigger than the actual size.



**Extraction**

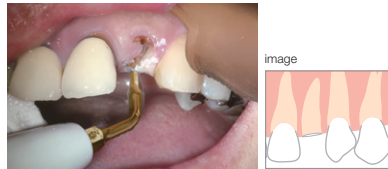
Because the tip and the bilateral edges of the G95 tip are sharp it can be inserted without applying excessive force. Furthermore, because the abrasion of the periodontal ligaments using the tip creates a space between the tooth root surface and alveolar bone, tooth extraction can be conducted without injuring the bone around the root.

**Features**

- Access to a surgical site is improved by thinning the tip apex shape and sharpening both edge flanks.
- Adhesion areas of periodontal membrane can be removed smoothly.
- Tooth removal can be performed smoothly so that patient discomfort can be reduced.
- Approaches from angles hard to reach with hand instruments are also possible.

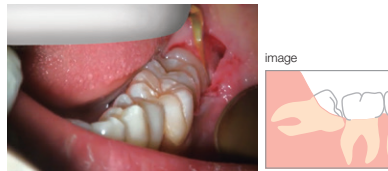
**Root extraction  
(upper left No. 2 tooth removal)**

Tooth extraction is possible without excessively cutting the alveolar bone around the remaining root, retaining the morphology of the alveolar bone.



**Impacted tooth  
(lower left No. 8 tooth removal)**

The use of the tip prior to extraction will mobilise the tooth and make extraction easier.



Be careful not to apply excessive force, as in cases of using elevators.  
Nishikawa-guchi dental clinic



MODEL	ORDER CODE
<b>NSK G95</b>	<b>Z217705</b>

- TiN coating • 0.7 mm thick
- A double edge, which is sharp in three directions

**Restorative (For Minimal Intervention)**

MODEL	ORDER CODE
<b>NSK Satelec® G61D</b>	<b>Z217601</b>

- Diamond coated

MODEL	ORDER CODE
<b>NSK Satelec® G62D</b>	<b>Z217602</b>

- Diamond coated

MODEL	ORDER CODE
<b>NSK Satelec® G65D</b>	<b>Z217605</b>

- Diamond coated

MODEL	ORDER CODE
<b>NSK Satelec® G66D</b>	<b>Z217606</b>

- Diamond coated

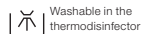
MODEL	ORDER CODE
<b>NSK Satelec® G67D</b>	<b>Z217607</b>

- Diamond coated

MODEL	ORDER CODE
<b>NSK Satelec® G68D</b>	<b>Z217608</b>

- Diamond coated

\* Cross section diagram is the image of a point 1 mm from the end. The illustrated tip diagram is three times bigger than the actual size.



Condensation



NSK  
Satelec

MODEL	ORDER CODE
<b>G21</b>	<b>Z217010</b>

- Water not required
- For anterior teeth
- 3 caps supplied



MODEL	ORDER CODE
<b>Tip Cap</b>	<b>Y140751</b>

- Autoclavable
- For G21 / G22 (Pack of 10)



# Varios V-TIP System



NSK Varios V-Tip holder system is innovative, multi-functional and economical. The V-Tip holder is a separate component to the actual cutting tips and can be easily and inexpensively replaced. NSK V-Tip holder system offers the flexibility and expandability to meet the wide requirements for multi-purpose clinical applications.

## Restorative

P.142-143

- For Minimal Intervention
- For Finishing / Trimming / Polishing
- For Caries Removal



## Endodontics

P.141

- For Root Canal Cleaning
- For Root Canal Enlargement



- Ni-Ti Irrigation



## Maintenance

P.130-131

- For Prostheses or Implant Maintenance Perio-Control



**V30**  
120° Angle type



**V10**  
Straight

## Endodontics V-Tip



NSK  
Satelec

- For root canal cleaning 17 mm • Pack of 3

- For root canal cleaning 23 mm • Pack of 3

- For root canal cleaning 26 mm • Pack of 3

- For root canal cleaning 32 mm • Pack of 3

- Diamond coated
- For root canal enlargement 17 mm • Pack of 3

- Diamond coated
- For root canal enlargement 23 mm • Pack of 3

- Diamond coated
- For root canal enlargement 26 mm • Pack of 3

- Diamond coated
- For root canal enlargement 32 mm • Pack of 3

- Ni-Ti Irrigation 17 mm • Pack of 3

- Ni-Ti Irrigation 21 mm • Pack of 3



\* In order to reduce the incidence of ledge formation, there is no diamond coating on the end of the tip. (1.0 mm)

MODEL	ORDER CODE
-------	------------

<b>V30</b>	<b>Z217030</b>
------------	----------------

- Tip is optional

MODEL	ORDER CODE
-------	------------

<b>V-S50</b>	<b>Y900169</b>
--------------	----------------

MODEL	ORDER CODE
-------	------------

<b>V-S51</b>	<b>Y900170</b>
--------------	----------------

MODEL	ORDER CODE
-------	------------

<b>V-S52</b>	<b>Y900171</b>
--------------	----------------

MODEL	ORDER CODE
-------	------------

<b>V-S53</b>	<b>Y900172</b>
--------------	----------------

MODEL	ORDER CODE
-------	------------

<b>V-S50D</b>	<b>Y900173</b>
---------------	----------------

MODEL	ORDER CODE
-------	------------

<b>V-S51D</b>	<b>Y900174</b>
---------------	----------------

MODEL	ORDER CODE
-------	------------

<b>V-S52D</b>	<b>Y900175</b>
---------------	----------------

MODEL	ORDER CODE
-------	------------

<b>V-S53D</b>	<b>Y900176</b>
---------------	----------------

MODEL	ORDER CODE
-------	------------

<b>V-N50</b>	<b>Y900182</b>
--------------	----------------

MODEL	ORDER CODE
-------	------------

<b>V-N51</b>	<b>Y900183</b>
--------------	----------------

Each pack of E11, E12 or V30 includes 1 x E Tip replacement wrench. Replacement wrench is not included when ordering other tips. Please order the replacement wrench separately in this instance.

Restorative (For Minimal Intervention)



MODEL	ORDER CODE
<b>V30</b>	<b>Z217030</b>

- Tip is optional



MODEL	ORDER CODE
<b>V-G70</b>	<b>Y900118</b>

- Diamond coated • Pack of 3



MODEL	ORDER CODE
<b>V-G71</b>	<b>Y900119</b>

- Diamond coated • Pack of 3



MODEL	ORDER CODE
<b>V-G72</b>	<b>Y900120</b>

- Diamond coated • Pack of 3



MODEL	ORDER CODE
<b>V-G75</b>	<b>Y900121</b>

- Diamond coated • Pack of 3



MODEL	ORDER CODE
<b>V-G76</b>	<b>Y900122</b>

- Diamond coated • Pack of 3

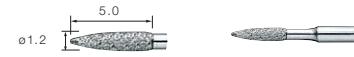
Each pack of E11, E12 or V30 includes 1 x E Tip replacement wrench. Replacement wrench is not included when ordering other tips. Please order the replacement wrench separately in this instance.

Restorative (For Finishing / Trimming / Polishing)



MODEL	ORDER CODE
<b>V30</b>	<b>Z217030</b>

- Tip is optional



MODEL	ORDER CODE
<b>V-G77</b>	<b>Y900165</b>

- Diamond coated
- Normal Grade • Pack of 3



MODEL	ORDER CODE
<b>V-G78</b>	<b>Y900166</b>

- Diamond coated
- Fine Grade • Pack of 3



MODEL	ORDER CODE
<b>V-G79</b>	<b>Y900167</b>

- Diamond coated
- Super Fine Grade • Pack of 3

Restorative (For Caries Removal)



MODEL	ORDER CODE
<b>V30</b>	<b>Z217030</b>

- Tip is optional



MODEL	ORDER CODE
<b>V-S1</b>	<b>Y900161</b>

- Stainless Tip • Pack of 3



MODEL	ORDER CODE
<b>V-S3</b>	<b>Y900162</b>

- Stainless Tip • Pack of 3



MODEL	ORDER CODE
<b>V-S33</b>	<b>Y900163</b>

- Stainless Tip • Pack of 3



Washable in the thermodisinfecteur



Autoclavable up to 135°C



Washable in the thermodisinfecteur



Autoclavable up to 135°C

Tip Kits

Application PERIO



MODEL	ORDER CODE
<b>NSK Satelec®</b> Perio Kit A	<b>Y900144</b>

Contents

- P1D, P2D, P3D, P10 : 1 pc. each
- Tip holder : 1 pc.

Application PERIO

Furcation and curved root face



MODEL	ORDER CODE
<b>NSK Satelec®</b> Perio Kit B	<b>Y900145</b>

Contents

- P20, P25R, P25L : 1 pc. each
- Tip holder : 1 pc.

Application MAINTENANCE

For Prostheses or Implant Maintenance



MODEL	ORDER CODE
<b>NSK Satelec®</b> Perio-Control Tips Starter Kit	<b>Y1002606</b>

Contents

- V10 holder : 1 pc.
- V-P11R, V-P11L, V-P12, V-P26R, V-P26L : 1 pc. each
- E Tip replacement wrench : 1 pc.

Application ENDODONTICS

For anterior root canal irrigation



Includes 5 types of U files (ø0.8 mm) plus 120° angle holder

MODEL	ORDER CODE
<b>NSK Satelec®</b> Endo Kit E11	<b>Y900146</b>


Contents

- E11 : 1 pc. 120° angle holder for anterior teeth
- E Tip replacement wrench : 1 pc.
- U files 33 mm #15, #20, #25, #30, #35 : Pack of 6 each size

Tip Kits

Application ENDODONTICS

For posterior root canal irrigation



Includes 5 types of U files (ø0.8 mm) plus 95° angle holder

Application ENDODONTICS

4 kinds of Retrograde Root filling tips



MODEL	ORDER CODE
<b>NSK Satelec®</b> Retro Kit	<b>Y900149</b>

Contents

- E30RD, E30LD, E31D, E32D : 1 pc. each
- Tip holder : 1 pc.

Application MINIMAL INTERVENTION

Starter kit for Minimal Intervention - with V-Tip holder



MODEL	ORDER CODE
<b>NSK Satelec®</b> MI Starter Kit	<b>Y900150</b>

Contents

- V30 V-tip holder : 1 pc.
- E tip replacement wrench : 1 pc.
- V-G70, V-G71, V-G72 : 1 pc. each
- V-S1, V-S3, V-S33 : 1 pc. each
- V-G77, V-G78, V-G79 : 1 pc. each





# Ti-Max S970



- Titanium Body with Scratch Resistant DURACOAT
- 3 level Power Ring
- Frequency of oscillation : 5,800-6,200 Hz
- Cellular Glass Optics



Includes 3 tips (S1, S2 & S3),  
Tip Wrench (CR-20) and  
Tip Cover (L)

**Connect to NSK Couplings**

Optic	MODEL	ORDER CODE
●	<b>S970L</b>	<b>T1005</b>
—	<b>S970</b>	<b>T1020</b>

**Connect Direct to KaVo® Coupling**

Optic	MODEL	ORDER CODE
●	<b>S970KL</b>	<b>T1013</b>

**Connect Direct to Sirona® Coupling**

Optic	MODEL	ORDER CODE
●	<b>S970SL</b>	<b>T1015</b>

# AS2000

- Frequency of oscillation : 5,600-6,000 Hz
- Includes 3 tips (S1, S2 & S3), Tip Wrench (CR-20) and Tip Cover (L)



Optic	MODEL	ORDER CODE
—	<b>AS2000 M4</b>	<b>T698</b>

- For Midwest 4 hole • Weight : 67 g



Optic	MODEL	ORDER CODE
—	<b>AS2000 B2 / B3</b>	<b>T697</b>

- For Borden 2/3 hole • Weight : 64 g



# Air Scaler Tips

## Scaling

Cross Section Diagram



MODEL	ORDER CODE
<b>S1</b>	<b>Z252411</b>

- Universal Type



MODEL	ORDER CODE
<b>S2</b>	<b>Z252413</b>

- Sickle Type



MODEL	ORDER CODE
<b>S3</b>	<b>Z252412</b>

- Perio Type

## Perio

Cross Section Diagram



MODEL	ORDER CODE
<b>S10</b>	<b>Z252420</b>

- Universal Type Slim Line



MODEL	ORDER CODE
<b>S20</b>	<b>Z252441</b>

- Root Planning (Straight tip)



MODEL	ORDER CODE
<b>S21R</b>	<b>Z252442</b>

- Root Planning (Right curved tip)



MODEL	ORDER CODE
<b>S21L</b>	<b>Z252443</b>

- Root Planning (Left curved tip)

## Maintenance (V-Tip)



V-Tip Holder



Cross Section Diagram



MODEL	ORDER CODE
<b>S35</b>	<b>Z252015</b>

- Includes E-Tip replacement wrench
- Plastic Tip is not included



MODEL	ORDER CODE
<b>V-P10</b>	<b>Y900184</b>

- Pack of 3
- S35 holder is not included



MODEL	ORDER CODE
<b>V-P12</b>	<b>Y1002167</b>

- Pack of 3
- S35 holder is not included



MODEL	ORDER CODE
<b>V-P11R</b>	<b>Y1002165</b>

- Right curved type
- Pack of 3
- S35 holder is not included

MODEL	ORDER CODE
<b>V-P11L</b>	<b>Y1002166</b>

- Left curved type
- Pack of 3
- S35 holder is not included

## Air Scaler Kit



MODEL	ORDER CODE
<b>Perio-Control Tips Air Scaler Kit Y1002754</b>	

- S35 holder : 1 pc.
- V-P10, V-P11R, V-P11L, V-P12 : 1 pc. each
- Includes E-Tip replacement wrench

### Restorative (For Minimal Intervention)

Unlike rotary instruments these tips oscillate and are designed to only cut on one surface allowing minimally invasive site preparation and thereby greatly reducing the risk of damaging adjacent teeth and soft tissue. The spherical shape of these tips make them suitable for delicate adjustments as well as caries removal in the cervical and interproximal region.



MODEL	ORDER CODE
<b>S65D</b>	<b>Z252465</b>

• Diamond coated



MODEL	ORDER CODE
<b>S66D</b>	<b>Z252466</b>

• Diamond coated



MODEL	ORDER CODE
<b>S67D</b>	<b>Z252467</b>

• Diamond coated

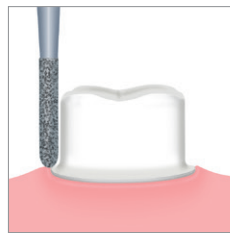


MODEL	ORDER CODE
<b>S68D</b>	<b>Z252468</b>

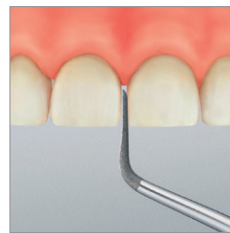
• Diamond coated



S65D



S81D



S72D

### Restorative (For Preparation of Crown Cores)

The tips can be used for finishing margins after prepping the area with a conventional dental bur. That enables you to finish minute sharp edges and gingival sulcus without damage, something that cannot be accomplished with rotary instruments alone. Three types of tips are available for deep chamfer, light chamfer and shoulder work, respectively.



MODEL	ORDER CODE
<b>S81D</b>	<b>Z252469</b>

• Diamond coated



MODEL	ORDER CODE
<b>S82D</b>	<b>Z252462</b>

• Diamond coated



MODEL	ORDER CODE
<b>S83D</b>	<b>Z252461</b>

• Diamond coated



MODEL	ORDER CODE
<b>S86D</b>	<b>Z252460</b>

• Diamond coated

These tips are safe sided and flat for minimal mesial or distal preparations.



MODEL	ORDER CODE
<b>S71D</b>	<b>Z252471</b>

• Diamond coated



MODEL	ORDER CODE
<b>S72D</b>	<b>Z252472</b>

• Diamond coated

# V-TIP System

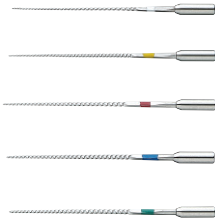


NSK V-Tip system is innovative, multi-functional and economical. The V-Tip holder is a separate component to the actual cutting tips and can be easily and inexpensively replaced. NSK V-Tip holder system offers the flexibility and expandability to meet the wide requirements for multi-purpose clinical applications.

## Endodontics V-Tip



### Endodontics P.157



**S75**  
120° Angle type

### Maintenance P.153

- For Protheses or Implant Maintenance Perio-Control



**S35**  
Straight

MODEL	ORDER CODE
<b>S75</b>	<b>Z252035</b>

- Includes E-Tip replacement wrench

MODEL	ORDER CODE
<b>V-U15</b>	<b>Y900177</b>

- V-file Irrigation 23 mm #15
- ISO 15 • Pack of 6

MODEL	ORDER CODE
<b>V-U20</b>	<b>Y900178</b>

- V-file Irrigation 23 mm #20
- ISO 20 • Pack of 6

MODEL	ORDER CODE
<b>V-U25</b>	<b>Y900179</b>

- V-file Irrigation 23 mm #25
- ISO 25 • Pack of 6

MODEL	ORDER CODE
<b>V-U30</b>	<b>Y900180</b>

- V-file Irrigation 23 mm #30
- ISO 30 • Pack of 6

MODEL	ORDER CODE
<b>V-U35</b>	<b>Y900181</b>

- V-file Irrigation 23 mm #35
- ISO 35 • Pack of 6



# iProphy

Put control back in your hands




### Lightweight and easy to hold.

Designed and developed to include the latest ergonomic features. The lightweight, easy to hold and well-balanced handpiece feels light in the hand even when used for a long time.

### An ultra mini head guarantees the best possible field of vision.

The thin, long ultra mini head ensures a wide field of vision within the oral cavity, easy access and excellent reach. Facilitates even smoother and more precise treatment.



### Simple operating controls.

Control at your fingertips (no foot-control required). iProphy easily maintains low speed rotation, which can be difficult with conventional contra-angles.

### Simple and clean user interface.

Allowing procedures to be stress-free. Also has a large and easy to operate ON/OFF key.



## iProphy Complete Set

MODEL	ORDER CODE
<b>iProphy Complete set</b>	<b>Y1500015</b>

### Contents :

- iProphy Motor handpiece
- iFX57 Head
- iProphy Stand
- AC ADAPTOR
- F-Type Spray Nozzle

## iProphy without Head

MODEL	ORDER CODE
<b>iProphy W/O</b>	<b>Y1500069</b>

### Contents :

- iProphy Motor handpiece
- iProphy Stand
- AC ADAPTOR
- F-Type Spray Nozzle

### iProphy Heads



- For Prophy
- For screw-in type

- For disposable prophylaxis angle

	MODEL	ORDER CODE
<b>Reduction 4:1</b>	<b>iFX57</b>	<b>C1102</b>
<b>Reduction 4:1</b>	<b>PR-F</b>	<b>H209</b>



ENDODONTICS



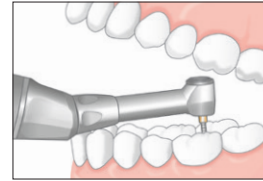
# ENDO-MATE TC2

### Stress free for more comfort

Cordless handpiece delivers freedom of movement. Lightweight, ergonomic design.

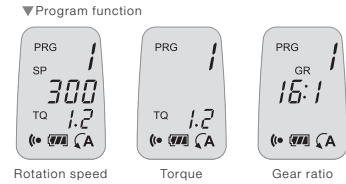
### Mini head & Slim neck

Miniature head allows access even to the most difficult to reach areas. Slim neck assures higher visibility.



### Program function

User definable 5 presets - Speed, Torque, Gear Ratio & Auto Reverse mode. Last program settings can be memorized when the power turns on.



### Safety for delicate endodontic treatment

Smart Auto Reverse & Alarm Function for safer endodontic procedures. The feedback circuit keeps stable rotation even when the load on the motor handpiece changes. Power turns off automatically to improve safety and save energy. Calibration function for more precise rotation speed and torque setting.



### ENDO-MATE TC2 Complete Set

MODEL	ORDER CODE
<b>ENDO-MATE TC2</b>	<b>Y1001027</b>

- Contents :**
- MP-F16R Head
  - ENDO-MATE TC2 Motor
  - Battery Charger

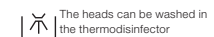
### ENDO-MATE TC2 Complete MPA Set

MODEL	ORDER CODE
<b>ENDO-MATE TC2 MPA</b>	<b>Y1001028</b>

- Contents :**
- MPA-F16R Head
  - ENDO-MATE TC2 Motor
  - Battery Charger

### Specifications

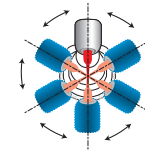
- Speed range : 2,000-9,000 min<sup>-1</sup>
- Charge : 1.5 h (depending on workload)
- Continuous use : 1.2 h (depending on workload)





# ENDO-MATE DT2

smart & portable



### 6 head angles for ease of treatment

Depending on the position of treatment site, the head angle can be adjusted to the best angle.



### Quick coupling

Quick coupling allows for easy head exchange. All heads are autoclavable up to 135°C.



### 2-way ON/OFF switch

Features are :

- A: Push and release - Micromotor operates continuously until the button is pushed again.
- B: Push and hold - Micromotor operates continuously until the button is released.

### Compatible all popular brands of Ni-Ti files

Up to 9 settings (speed and torque etc) can be programmed simply by pushing the memory function button. It's easy to switch between each preset program allowing work with all popular Ni-Ti file manufacturer's protocols.

Gear Ratio	Rotation Speed(min <sup>-1</sup> )
20:1	100-650
16:1	125-800

### Auto reverse function

The auto reverse function activates when the preset torque level has been reached.

### 2 way power source

ENDO-MATE DT2 has been designed to work with a rechargeable battery for portable use or can be powered using the AC adaptor supplied.

### Other function

Beeping sound notifies user when preset torque limit has been reached.

### ENDO-MATE DT2 with 20:1 Head

MODEL	ORDER CODE
ENDO-MATE DT2 (230V)	Y1004230

- Control unit
- Motor and Cord
- MP-F20R head (20:1)
- Handpiece stand
- AC Adaptor

### ENDO-MATE DT2 without Head

MODEL	ORDER CODE
ENDO-MATE DT2 W/O (230V)	Y1004231

- Control unit
- Motor and Cord
- Handpiece stand
- AC Adaptor



\*Files are not included.

### Specifications

- Power supply : AC 230 V 50/60 Hz and Battery pack
- Number of Programs: 9
- Max Torque : 7 Ncm (when using 20:1 head)
- Speed range : 100-13,000 min<sup>-1</sup> (With 20:1, 1:1 geared heads)
- Charge/Continuous use : 5 h / 2 h (depending on workload)
- Dimensions : W 93 x D 147 x H 100 (mm)
- Weight : Unit 440 g / Motor handpiece and Cord 95 g

# ENDO-MATE TC2 / ENDO-MATE DT2 Heads

## Apex Locator Capability

MPAS heads are equipped with built in probe ring which enable to use your Apex locator with the ENDO-MATE TC2 & DT2 systems. By combining an Apex Locator with NSK ENDO-MATE TC2 & DT2, clinicians will be able to perform more accurate root canal preparations. All contra angle heads are autoclavable up to 135°C.

Attach the Apex Locator Monitor by moving it forward to contact the file. Release by moving away from the file.



Suitable for Use with Most Major Brands of Ni-Ti Files

Rotation Speed (min <sup>-1</sup> )	Gear Ratio	Torque Level (Ncm)
200 - 900	10 : 1	0.2 - 2.2
140 - 550	16 : 1	0.3 - 3.0
100 - 450	20 : 1	0.4 - 4.0

- Miniature Head
- For Ni-Ti files (ø2.35)
- Push Button Chuck



	MODEL	ORDER CODE
<b>20:1 Reduction</b>	<b>MP-F20R</b>	<b>Y110044</b>
<b>16:1 Reduction</b>	<b>MP-F16R</b>	<b>Y110096</b>
<b>10:1 Reduction</b>	<b>MP-F10R</b>	<b>Y110048</b>



	MODEL	ORDER CODE
<b>20:1 Reduction</b>	<b>MPAS-F20R</b>	<b>Y110046</b>
<b>16:1 Reduction</b>	<b>MPAS-F16R</b>	<b>Y110098</b>

- Connection for Apex locator (for short shank)

# iPexII



### Features

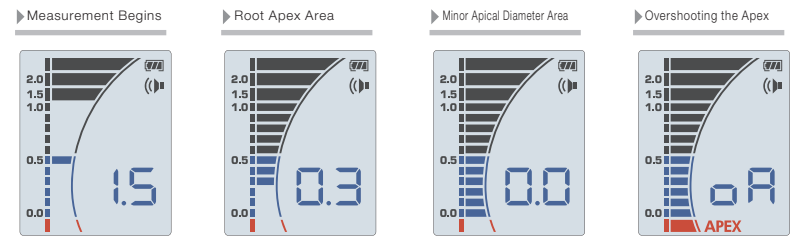
- High-precision root canal measurement generated by using SmartLogic
- Auto-detects the apex accurately in any conditions, dry or wet
- A stylish and compact body requiring only a small space
- 3 different alert sounds depending on the location of the file tip, ensuring precise procedures
- A 3 colour LCD panel with very low reflectivity, allowing clinicians to accurately and instantly monitor procedure progress
- Energy saving and low operation cost

### Next-Generation SmartLogic Controller

NSK's SmartLogic controller combines two advanced technologies to accurately analyse signals. iPexII SmartLogic technology removes virtually all signal interference from the root canal itself to precisely detect the location of the apex.


- iPexII SmartLogic alternates between two separate frequencies to take measurements. By reducing the noise that interferes with signal analysis, it generates a high-precision wave system that does not require a filtering circuit.
- iPexII SmartLogic uses the whole wave system to analyse the extracted frequency. This produces steady measurement analysis even under varying conditions in the root canal while retaining a constant link to file insertion progress.

### The 3 Colour LCD Visual Monitor Screen



### Monitoring the Canal Depth

For integration into Endodontic instruments (ENDO-MATE TC2 / ENDO-MATE DT / Contra-angle)  
The NSK endodontics products and iPexII ensure safe, precise and efficient root canal procedures.



- Contents** • Control unit • iPexII Probe (1.8 m) • iPexII File Clip (3 pcs.) • Lip Hook (3 pcs.)  
• AAA manganese dry batteries (3 pcs.) • iPexII Tester

### Specifications

- Power Supply: for 1.5 V AAA (LR03 or R03) batteries
- Continuous use: Approx. 60 h
- Dimensions: W 60 x D 60 x H 86 (mm)
- Weight: 76 g (unit without batteries)



# Endodontic Handpieces

## Ti-Max Ti-ENDO Endodontic Handpiece with Adjustment Ring

With an easy-to-set adjustment ring, Ti-ENDO provides the precise torque control for sensitive endodontics procedures. Noticeably small head offers great access even in the molar area. Root-canal preparation can not be easier and safer! Applicable to all major brands' Ni-Ti files.

### Advantages

- 4-level of torque settings (0.25, 0.5, 1.0, 3.0 Ncm)
- Exceptionally small head
- Push Button Chuck
- Solid Titanium Body
- For Ni-Ti files (ø2.35)
- 360° Rotation

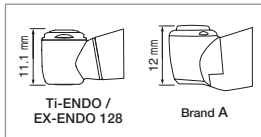


MODEL	ORDER CODE
<b>128:1 Reduction Ti-ENDO</b>	<b>C589</b>



Power Ring allows power setting at 4 different levels.

### Head size comparison



## EX Series


With one of the smallest heads available to endodontic handpiece, EX-ENDO 128 offers superb access even in the molar area. 128:1 reduction speed helps to provide safe and precise endodontic procedures. The compact body and Push Button Chuck reduces clinician's hand fatigue.

### Advantages

- Exceptionally small head
- Push Button Chuck
- For Ni-Ti files (ø2.35)
- 360° Rotation



MODEL	ORDER CODE
<b>128:1 Reduction EX-ENDO 128</b>	<b>C592</b>



# Dentalone



## Helping You Care. Anywhere.\*

Dentalone offers a large range of instruments and extended functionalities, thus practitioners can realise dental treatments outside any dentist's office:

- NLX nano  
Electric Clinical Micromotors
  - Smaller and lighter micromotor currently available.
- Varios2 Lux  
Multi Function Ultrasonic Scalers
  - iPiezo engine ensures stable power output and performance.
- Multi Pad  
Multi-Control Panel for built-in system
  - Visual identification on the display is possible even during operation of the handpiece.

- Illuminated LCD control panel Multi Pad
- 40,000 min<sup>-1</sup> autoclavable brushless NLX nano micromotor with LED light, internal water and titanium body
- Integrated multi function ultrasonic scaler Varios 170 with LED light, slim and light weight VA2-LUX-HP handpiece
- 3-way air / water / spray syringe with LED light
- Saliva complete suction
- 500 mL water tank
- 1 Liter waste container



### Contents

- 1 Carrying Case
- 1 Water tank for spray
- 1 Tank for vacuum
- Built in compressor
- Built in suction pump
- 1 Variable Foot Control • 1 Extendable Tablet

### Dentalone Complete Set

MODEL	ORDER CODE
Dentalone	S9070

### Specifications

- Dimensions : Case with trolley (unpulled trolley handle) : W 351 x D 405 x H 545 (mm)  
Case with trolley (pulled trolley handle) : W 351 x D 405 x H 1,075 (mm)  
Without case : W 350 x D 405 x H 496 (mm)
- Working height : 766 mm
- Weight with case : 18.5 kg
- Power Supply : AC 100-230 V 50/60 Hz

\*Power connection required.




# VIVA ace



## Wherever Possible

### For more comfortable & more advanced home visits for dental treatment

As societies age more rapidly, there is an ever greater need for mobile dental treatment. Today's ageing population keeps more of their natural teeth, which means a wider range of treatments is required nearer to the patient. VIVA ace combines the functionality of a dental treatment centre in a compact body with multipurpose micromotor, ultrasonic scaler and more. Its lightweight build means it is easy to carry and straight forward to set up in different locations. The first of its kind with high-functionality, supports more comfortable dental treatment wherever the patient.

-  **Lightweight and Compact Body**
-  **High Functionality, Just Like a Treatment Centre**
-  **Straight Forward Set-up and Breakdown**



### Lightweight and Compact Body

Highly manoeuvrable and lightweight, weighing only 8.6 kg. Its compact size is ideal for stowing in a car, is easily carried up and down stairs and fits into compact spaces. Simple to transport from one patient to another.

The small size has been achieved by making each component lightweight and compact without compromising functionality.

### All-in-one Package

A micromotor, ultrasonic scaler, 3 in 1 syringe and suction combined in a single compact body including storage space for all instruments.

**Lightweight at 8.6 kg ,\***  
**it can be Taken Anywhere.**



\*Weight without handpieces







### Highly Functional Portable Dental System Just Like a Treatment Centre

Excellent efficiency and safety are achieved via both the intuitive and highly visible large LCD control panel and the superb functionality provided by each individual instrument. A high functionality system just like a treatment centre.

### Advanced Functionality in a Compact Body



Photos are of optional extras.

### High Functionality Micromotor

Full endodontic functionality



NLX plus

Ideally suited for all requirements of state of the art dentistry

	Rotation speed (min <sup>-1</sup> )	Torque (Ncm)
General mode	1,000~40,000	4.0
Endodontic mode	100~5,000	0.3~3.0

### 3 in 1 syringe



Lightweight and simple operating 3 in 1 syringe. The syringe nozzle uses a simple quick release mechanism.

### Light Probe (optional)



isoE-LUX

### Multipurpose Ultrasonic Scaler

Comprehensive tip range



Varios2 Lux

### NSK iPiezo ultrasonic engine

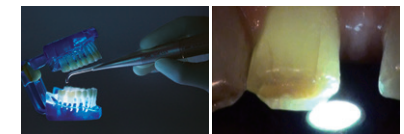
Provides the appropriate power at the tip end adapting to tooth conditions for firm or soft tartar. Safe scaling is possible even when removing hard tartar.

### Suction



Built in ball lever valve to adjust suction power.

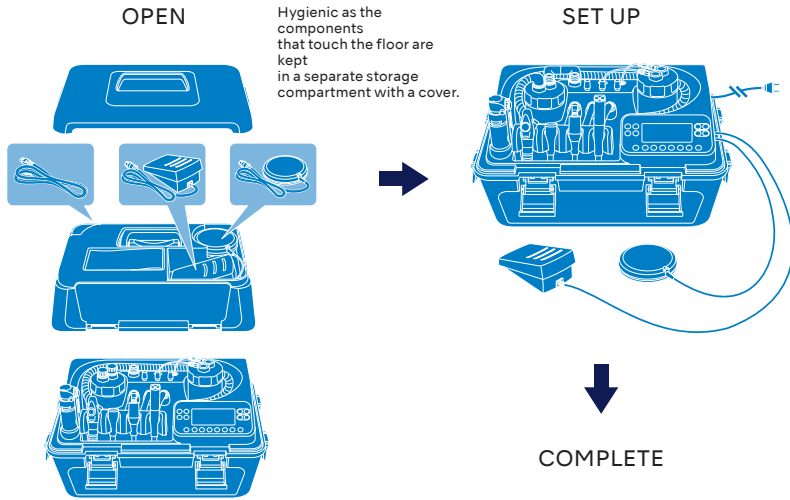
Bright illumination of the oral cavity in any treatment environment. Good accessibility with a slim body that also makes it possible to access hard-to-see areas.





### Quick Set up and Storage

Set up and storage is straight forward, simple and quick, making work more efficient and easier. The instrument holders and arm can be set at 4 different levels.



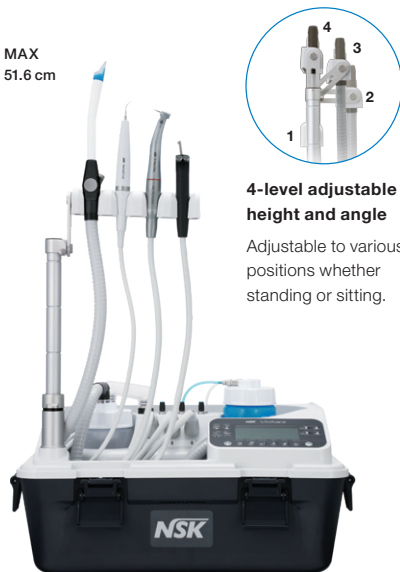
#### Storage is simple

Remove the handpieces for easy storage.



Very easy to maintain

MAX  
51.6 cm



#### 4-level adjustable height and angle

Adjustable to various positions whether standing or sitting.

## VIVA ace



MODEL	ORDER CODE
<b>VIVA ace 230 Complete Set</b>	<b>Y1003773</b>

#### Contents

- VIVA ace 230 Basic Set
- VIVA ace Motor Kit
- VIVA ace Scaler Kit

#### Specifications (Control unit)

- Dimensions : W 462 x D 298 x H 284 (mm)
- Unit weight : 8.6 kg
- Power Supply : AC 100-240 V 50/60 Hz
- Power source input : 130 VA



MODEL	ORDER CODE
<b>VIVA ace 230 Basic Set</b>	<b>Y1003774</b>

#### Contents

- Control unit
- AC Power Cord
- Foot Control (FC-76S)
- Foot Control (FC-70S)
- Top Case
- V-ace Vacuum Hose Set
- V-ace Vacuum Bottle Set
- V-ace Vacuum Nozzle (10)
- V-ace Water Bottle Set
- V-ace 3 way Syringe Set
- Shoulder Belt



MODEL	ORDER CODE
<b>VIVA ace Motor Kit</b>	<b>E1040002</b>

#### Contents

- Motor NLX plus
- Motor Cord
- Motor Cap
- Protection Plug



MODEL	ORDER CODE
<b>VIVA ace Scaler Kit</b>	<b>E351006</b>

#### Contents

- VA2-LUX Handpiece
- Scaler Cord
- Tip (G6, G8)
- Tip Wrench
- Tip Holder

# VIVAMATE G5



**Portable LED Micromotor;  
From Denture Adjustment to General Applications**

## Internal Spray LED Micromotor



The compact size micromotor has been specifically developed for mobile dentistry and weighs only 148 g (w/cord) and features internal spray and LED light. Although fully portable it performs like an in-surgery system meeting a wide range of clinical requirements and is compatible with your existing contra-angles and straight handpieces<sup>1</sup> helping you to manage the cost of a mobile dentistry set-up.

<sup>1</sup> Conformable to ISO 3964.



## Able to Use Both Rechargeable Battery and AC Adaptor for The Compact Control Unit

Able to operate with rechargeable batteries anywhere. When battery power level is low, just plug in AC adaptor into outlet; bring the unit to patient visits without worry. It is very easy to carry since the control unit is palm-size (W 72 x D 180 x H 36 mm) and weighs only 370 g.

## Foot Control (Optional)

Conveniently adjust the motor speed by depressing the pedal of the foot control without taking your eyes of the treatment.



## Carrying Case

Comes with a carrying case designed for storing VIVAMATE G5 unit and its attachments.



## VIVAMATE G5 Complete Set

MODEL	ORDER CODE
VIVAMATE G5 230V	Y1002801

### Contents

- Control unit • Handpiece Stand • Motor (Including Motor Cord)
- AC Adaptor • AC Power Cord • Carrying Case


### Specifications

[Control Unit]

- Dimensions : W 72 x D 180 x H 36 (mm)
- Weight : 370 g Charge/Continuous use : 2 h / 1 h (depending on workload)

[Micromotor]

- Dimensions : ø22 x L 68.6 (mm) • Weight: 148 g (Include Motor cord)
- Speed: 3,000-30,000 min<sup>-1</sup> • Torque: 3 Ncm (30,000 min<sup>-1</sup> while rotating)



SURGICAL



# Surgic Pro2 × VarioSurg 4



## SYNERGY IN IMPLANTOLOGY

### Two devices. One solution. Unlimited potential.


The Bluetooth®-enabled link function\* allows for wireless connectivity between the surgical micromotor system, Surgic Pro2, and the ultrasonic bone surgery system, VarioSurg 4, enabling control of both instruments with a single foot control. This integration of both systems with a common interface allows for complete synergy, facilitating a wide range of procedures for simple and stress-free operation. This cohesive design contributes to a more refined and unified system.

\*With the Link Stand3 the two units can be safely stacked to save space.



### Link Function Easily Connects Two Systems

VarioSurg 4 features built-in Bluetooth® functionality, allowing it to be easily linked with the surgical micromotor system, Surgic Pro2. This enables the operation of both units with one single wireless foot control. Easily switch between the two systems, ensuring a smooth and efficient workflow.



### Hands-free Program Adjustments Via Foot Control

Bluetooth® connectivity allows selection of the optimal position without worrying about cable length. The "Coolant Solution Flow Level Button", "Program Button" and "Burst Mode Button" are also located on the foot control which allows you to focus on the treatment.



### Large and Clear Display for Enhanced Safety

The user-friendly display clearly indicates which system is active and ensures safe and accurate operation.



Link Stand3

With the NSK link stand the two units can be safely stacked to save space.

# Surgic Pro2



## GO BEYOND

The internationally acclaimed Surgic Pro surgical micromotor system has evolved into "Surgic Pro2". There are 3 developments, in operation, safety and wireless extensibility. As well as further improving the basic performance of Surgic Pro, its supreme adaptability in connecting to various external devices offers improved safety, efficiency and operator comfort during treatment. Professionals depend on the reliability of their equipment on a daily basis. With Surgic Pro2 NSK have taken reliability to the next level.

### 3 Developments

- OPERABILITY
- SAFETY
- WIRELESS EXTENSIBILITY

### OPERABILITY

There are a range of upgrades to ensure even greater comfort during implant treatment. These specifications put the needs of professionals first.

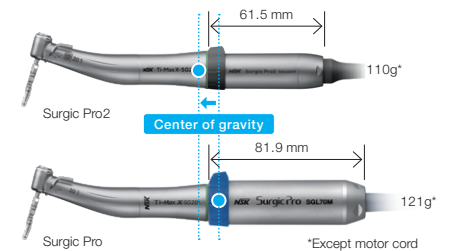


### Improved operability A more compact new motor.

Significant size and weight reductions were achieved for the motor with NSK's proprietary micro-motor technology. Operability during treatment has been greatly improved by moving the center of gravity closer to the head of the handpiece. This increases efficiency and alleviates the stress during prolonged operation for strain-free, effortless operation.

Length 24.9% DOWN

Weight 9.1% DOWN



**Superb visibility and operability  
Large color LCD panel**

Visibility is guaranteed with the large, back-lit, high-contrast, LCD panel. The display can be adjusted in 10 brightness levels. The display's intuitive and easy-to-understand icons allow for smooth operation.



**Easy-clean flat screen display**

The sensitivity of the touch panel can be adjusted to reliably respond when surgical gloves and surgical barrier sheets are in use. Ultra narrow bezel of the display makes cleaning easier. The new design takes into account the latest treatment and cross-infection control requirements.

**Visibility is significantly improved  
with the high-resolution color LED.**

Use of high-resolution color LED allows blood and gums to be seen as if naturally-lit, thereby providing increased visibility during treatment.

The LED light source generates a minimal amount of heat and has excellent life expectancy.



High color rendering LED

Standard White LED

**Silent and Smooth Irrigation Pump**

The irrigation pump provides consistent and steady flow operating quietly in the background. Irrigation tube set-up is simple and straight-forward and the pump fits seamlessly in the compact and elegant design of Surgic Pro2.



**SAFETY**

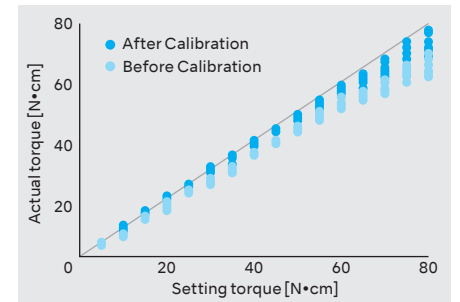
Synonymous with Surgic Pro safer procedures are made possible with increased torque precision combined with the Osseo 100+, measuring the stability of dental implants.



**NSK's Drive for Accuracy Ensure Safe Treatment  
through Accurate Torque Correction**

The displayed torque value accuracy is dependent on the state of handpiece bearings and gear abrasion. Surgic Pro2 torque calibration allows for this to be taken into account to display more accurate values.

NSK's 'Advanced Handpiece Calibration' (AHC) function corrects the differences in actual handpiece condition using automatic calibration with no load current and load-bearing calibration to achieve accurate torque values for successful implant surgery.

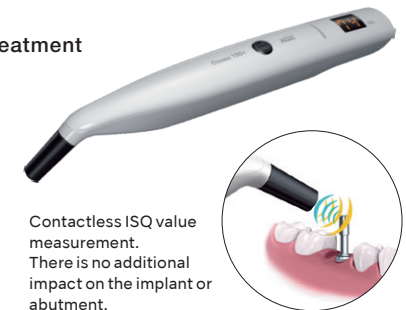


Minimizing the discrepancy between the set torque value and the actual output helps improve treatment outcomes.

**Osseo 100+, for more predictable treatment**

Osseo 100+ measures implant stability to support decision making about when to load. Especially important when using protocols with shorter treatment time and treating risk patients.

By connecting with the Surgic Pro2 it is possible to share and manage the measured ISQ value on external terminals.



Contactless ISQ value measurement. There is no additional impact on the implant or abutment.

## WIRELESS EXTENSIBILITY

Wireless connection with multiple devices significantly broadens the scope of implant treatment.



### Linked with Osseo 100+

Osseo 100+ measures the implant stability quotient contactlessly and can be connected using Bluetooth®, permitting ISQ confirmation over a shared interface. You can share and manage the data of those measured ISQ scores on other terminals through Surgic Pro2. Surgic Pro2 itself offers such high extensibility as like this ISQ function is already equipped inside. It only takes 3 easy steps to use the Osseo 100+.



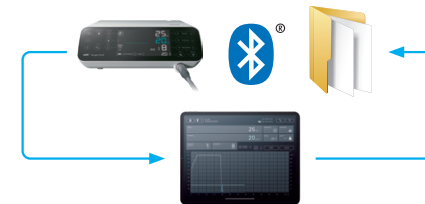
### Linked with the "VarioSurg 4" ultrasonic bone surgery system

VarioSurg 4 features built-in Bluetooth® functionality, allowing it to be easily linked with the surgical micromotor system, Surgic Pro2. This enables the operation of both units with one single wireless foot control. Easily switch between the two systems, ensuring a smooth and efficient workflow.



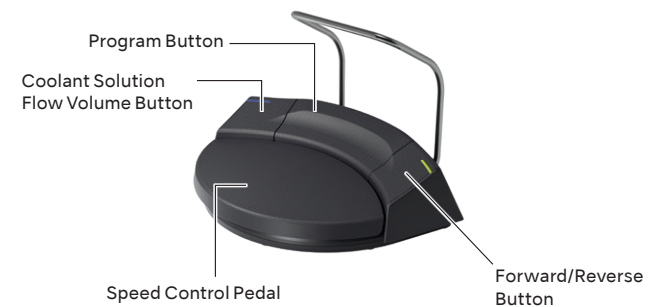
### Linked with iPads

Installing a dedicated application and connecting an iPad to the control unit enables real-time display of detailed procedural data, such as the rotation speed and the torque range. Procedural data can also be saved. Data can also be displayed and saved when connecting with Osseo 100+. Traceability data management of procedural details allows implant treatment to be tailored to individual patients.



### Linked with a wireless foot control

Bluetooth connectivity allows selection of the optimal position without worrying about cable length. The foot controller is 400g lighter than the previous model (hanger included) making it easy to reposition. You can keep your focus on the treatment. The "Coolant Solution Flow Volume Button", "Program Button" and "Forward/Reverse Button" may be customized using the 3 installed buttons allowing the operator to choose their preferred mode of operation. The energy-efficient power supply uses 3 AAA batteries, which last about 6 months. A flashing light indicates when the batteries are running low.





# Surgic Pro2



## Complete Set with X-SG20L

Optic	MODEL	ORDER CODE
●	<b>Surgic Pro2 OPT</b>	<b>Y1004195</b>

**Contents**

- Control Unit
- SGL80M Optic Micromotor
- X-SG20L Optic Handpiece (20:1 Reduction)
- FOOT CONTROL WIRELESS
- Irrigation tube (Pack of 3) and other accessories

**Specifications :**

Control Unit with AHC	Micromotor	FOOT CONTROL WIRELESS
• Power Supply: AC 100-240V 50/60 Hz	• Torque: 5-80 Ncm	• Foot Control Functions: Coolant Solution
• Max. Pump Output: 75 mL/min	• Motor Speed: 200-40,000 min <sup>-1</sup>	Flow Volume Button, PRG(Program)
• Programs: 8 Programs / Implant Systems	• Light Power: over 32,000 LUX (Optic Micromotor)	Button, Forward/Reverse Button, Speed Control Pedal
• Dimensions: W 245xD 235xH 90 (mm)		

## Complete Set with SG20

Optic	MODEL	ORDER CODE
—	<b>Surgic Pro2 NON-OPT</b>	<b>Y1004196</b>

**Contents**

- Control Unit
- SG80M Non-Optic Micromotor
- SG20 Handpiece (20:1 Reduction)
- FOOT CONTROL WIRELESS
- Irrigation tube (Pack of 3) and other accessories

## OPTION

### FOOT CONTROL

Wireless foot control for Surgic Pro2



MODEL	ORDER CODE
<b>FC-81</b>	<b>Z1401001</b>

### Sterilisation Cassette

Designed for processing the NSK surgical motor/cord and surgical handpieces.

- Dimensions : W 279 x D 183 x H 34 (mm)



MODEL	ORDER CODE
<b>SG-CASE</b>	<b>S900040</b>

### Carrying Case for Surgic Pro2

Carrying case for componets and accessories of Surgic Pro2

- Dimensions : W 534 x D 427 x H 207 (mm)



MODEL	ORDER CODE
<b>Carrying Case</b>	<b>Y1004219</b>

### Link Stand3

with the Link Stand3 the Surgic Pro2 and VarioSurg 4 can be safely stacked to save space.



MODEL	ORDER CODE
<b>Link Stand3</b>	<b>ZA16230001</b>

### iCart Duo

The Surgic Pro2 and VarioSurg 4 surgical systems and their accessories are efficiently and functionally housed in specialist carts.



MODEL	ORDER CODE
<b>iCart Duo</b>	<b>S9090</b>



# Surgic Pro+

## Calibration

NSK's Drive for Accuracy Ensures Safe Treatment Through Accurate Torque Correction



### Maintaining Accurate Torque with AHC

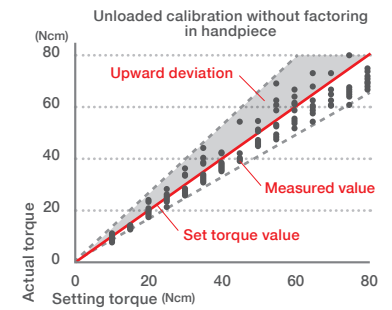
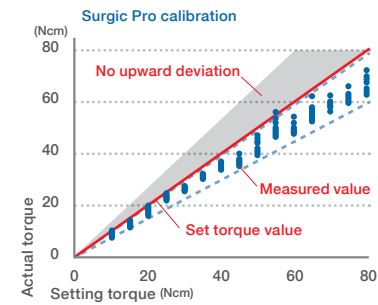
NSK's proprietary Advanced Handpiece Calibration (AHC) ensures the correct torque value required for specific treatments.

There is normally a small misalignment between pre-set and actual torque values owing to friction between bearings and contra-angle gear. AHC corrects this misalignment to guarantee accurate torque values.

### High-precision Calibration

Unloaded, loaded and speed level adjustments improve the precision of calibration, which can be according to handpiece usage.

### NSK's Safe Calibration Approach Factors in Handpiece Usage Conditions



### An Advanced Surgical Motor for Demanding Clinical Environments

NSK developed the Surgic Pro SGL70M by analyzing feedback from clinicians to ensure that this 5th generation surgical micromotor satisfies professional requirements. The light and compact Surgic Pro SGL70M features an LED light for high visibility, with up to 80 Ncm of torque for diverse surgical procedures, paving the way for an advanced treatment environment.

### LED Optics for Safer, More Accurate Treatment

NSK LEDs generate natural daylight-quality light to illuminate the treatment area, enabling more precise surgery and shortened operation times. The lights increase safety because they do not overheat and are long-lasting.



Optic	MODEL	ORDER CODE
●	<b>SGL70M</b>	<b>E1023</b>
—	<b>SG70M</b>	<b>E1025</b>

- Solid titanium body
- with Cord 2 m

### Compact Body and Large LCD Display

The compact control unit features a sophisticated design including a large, high visibility backlight LCD panel and intuitive control buttons to contribute a safer and user friendly working environment.

### Advanced Irrigation Pump

The pump allows easy set-up of irrigation tubes and is extremely quiet during operation.



### Memorises Eight Different Implant Systems

The Surgic Pro memorises eight different implant systems and a total of 64 programs. The programmable parameters are gear ratio, speed, rotation direction, torque limit, coolant solution volume and illumination intensity. This is extremely useful when using two or more implant brands. Once you complete programming, simply push a button to call procedures up.

### Data Log Function

The Data Log function (Surgic Pro+ model only) can record and store speed, torque values, and other patient treatment data. Such efficient data management helps ensure safe clinical practices.

\*Maximum internal memory capacity is 100 minutes

### Data Management

Treatment data can be easily accessed and downloaded using a USB stick. Files can be transferred and added to patient records.

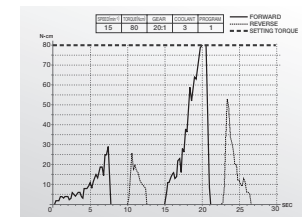
\*USB memory stick not included.



### Easy Treatment Data Handling

No specific software is required to display CSV or bitmap files.

\*File formats : csv or bmp



# Surgic Pro+



## Surgic Pro+ Complete Set with X-DSG20L Optic Handpiece

Optic	MODEL	ORDER CODE
●	<b>Surgic Pro + OPT-D</b>	<b>Y1003585</b>

Contents

- Control Unit with data storage facility
- SGL70M LED Micromotor
- FC-78 Foot Control
- X-DSG20L Optic Handpiece (20:1 Reduction)
- Irrigation tube (5 pcs.) and other accessories

## Surgic Pro Complete Set with SG20 Handpiece

Optic	MODEL	ORDER CODE
—	<b>Surgic Pro NON-OPT</b>	<b>Y1003587</b>

Contents

- Control Unit without data storage facility
- SG70M Non-Optic Micromotor
- FC-78 Foot Control
- SG20 Handpiece (20:1 Reduction)
- Irrigation tube (5 pcs.) and other accessories

### Specifications

<b>Control Unit with AHC</b>	
• Power Supply	: AC 230 V 50/60 Hz
• Max. Pump Output	: 75 mL/min
• Programs	: 8 Programs / Implant Systems
• Dimensions	: W 265 x D 220 x H 100 (mm)
<b>Micromotor</b>	
• Torque	: 5-80 Ncm
• Motor Speed	: 200-40,000 min <sup>-1</sup>
• Light Power (LED Micromotor)	: over 32,000 LUX
<b>Foot Control</b>	
• Foot Control Functions	: Program Button, Speed Control Pedal Coolant Flow Volume Button Forward / Reverse Button

## Surgic Pro Complete Set with X-SG20L Optic Handpiece

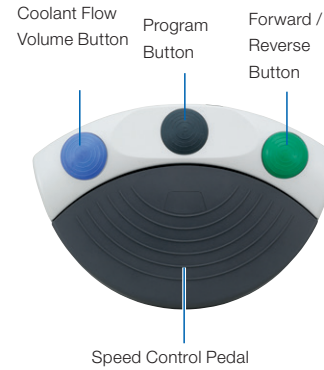
Optic	MODEL	ORDER CODE
●	<b>Surgic Pro OPT</b>	<b>Y1003586</b>

Contents

- Control Unit without data storage facility
- SGL70M LED Micromotor
- FC-78 Foot Control
- X-SG20L Optic Handpiece (20:1 Reduction)
- Irrigation tube (5 pcs.) and other accessories

### Foot Control

The Foot Control is user friendly and allows operation of all functions within the preset parameters without touching the control panel to avoid accidental activation of the micromotor outside the preset limits. The Surgic Pro/Surgic Pro+ is certificated according to IPX8.



MODEL	ORDER CODE
<b>FC-78</b>	<b>Z1102001</b>

- With 2 m cord

### Handle Set (Optional)

Easy to attach foot control handle. Hanger can easily be moved with the foot control.



MODEL	ORDER CODE
<b>Handle Set</b>	<b>Z1027001</b>

### Optional

#### Carrying Case

The NSK Carrying Case can accommodate all Surgic Pro components as well as the optional sterilization cassette.



MODEL	ORDER CODE
<b>Carrying Case (Surgic Pro)</b>	<b>Y1001952</b>

- Dimensions : W 534 x D 427 x H 207 (mm)

#### iCart Duo

Install the control unit and accessories on the cart.



MODEL	ORDER CODE
<b>iCart Duo</b>	<b>S9090</b>

- Dimensions : H 101.65 cm
- Weight : 16.5 kg



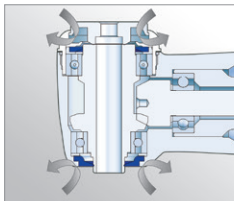
# Implant Handpieces

Dismantlable Contra-angle Handling up to 80 Ncm of Torque



### Easy to Disassemble and Clean

The DSG20 contra-angle can be disassembled with a simple twist for easy internal cleaning. NSK's unique locking mechanism prevents accidental disassembly during operation.



### Double Sealing System

NSK's unique double sealing system prevents blood and other contaminants from entering the instrument head to ensure longevity of the instruments.

## Ti-Max X-DSG20L




- Titanium Body with Scratch Resistant DURACOAT
- Cellular Glass Optics
- Push Button Chuck
- External and internal cooling (Kirschner and Meyer)
- Double Sealing System
- Max. Torque : 80 Ncm
- Max. Speed : 2,000 min<sup>-1</sup>

Dismantling Surgical Handpiece



	Optic	MODEL	ORDER CODE
<b>20:1 Reduction</b>	●	X-DSG20L	C1068
	—	X-DSG20	C1067

## Ti-Max X-DSG20Lh



### Hexagon Chucking System

Hexagon chucking system maintains high bur holding power at a high torque, enabling safe and stable operation. Can be used with regular burs as well.

- Titanium Body with Scratch Resistant DURACOAT
- Cellular Glass Optics • Push Button Chuck
- External and internal cooling (Kirschner and Meyer)
- Double Sealing System
- Max. Torque : 80 Ncm
- Max. Speed : 2,000 min<sup>-1</sup>

Dismantling Surgical Handpiece Hexagon Chucking System



	Optic	MODEL	ORDER CODE
<b>20:1 Reduction</b>	●	X-DSG20Lh	C1076
	—	X-DSG20h	C1075

- This handpiece is used only for the NSK Surgical Unit with torque calibration. (eg. Surgic Pro series)

# Implant Handpieces

## Ti-Max X-SG20L



- Titanium Body with Scratch Resistant DURAGRIP
- Cellular Glass Optics
- Push Button Chuck
- External and internal cooling (Kirschner and Meyer)
- Double Sealing System
- Max. Torque : 80 Ncm
- Max. Speed : 2,000 min<sup>-1</sup>



	Optic	MODEL	ORDER CODE
<b>20:1 Reduction</b>	●	<b>X-SG20L</b>	<b>C1003</b>

## SGX-E20R

- Stainless Steel Body
- Max. Speed : 2,000 min<sup>-1</sup>
- Max. Torque : 50 Ncm
- Twist Chuck
- Angle Handpiece
- External cooling
- For Osteotomy preparation / insertion of Zygoma implants for Maxillofacial / oral surgery



	Optic	MODEL	ORDER CODE
<b>20:1 Reduction</b>	—	<b>SGX-E20R</b>	<b>HA1200</b>

## S-Max SG20

- Stainless Steel Body
- Push Button Chuck
- External and internal cooling (Kirschner and Meyer)
- Double Sealing System
- Max. Torque : 80 Ncm
- Max. Speed : 2,000 min<sup>-1</sup>



	Optic	MODEL	ORDER CODE
<b>20:1 Reduction</b>	—	<b>SG20</b>	<b>C1010</b>

• This handpiece is used only for the NSK Surgical Unit with torque calibration. (eg. Surgic Pro series)



Can be use up to 80 Ncm



Washable in the thermodisinfectant



Autoclavable up to 135°C



Can be use up to 80 Ncm



Washable in the thermodisinfectant



Autoclavable up to 135°C

# Implant Handpieces

## Ti-Max X-SG93L



Triple Spray

- Titanium Body with Scratch Resistant DURAGRIP
- For FG burs (ø1.6)
- Cellular Glass Optics (X-SG93L)
- Clean Head System
- Push Button Chuck
- External cooling
- Max. Speed : 120,000 min<sup>-1</sup>



	Optic	MODEL	ORDER CODE
<b>1:3 Increasing</b>	●	<b>X-SG93L</b>	<b>C1004</b>
	—	<b>X-SG93</b>	<b>C1007</b>

## Ti-Max X-SG65L

Straight Handpiece



- Titanium Body with Scratch Resistant DURAGRIP
- For HP burs (ø2.35)
- Cellular Glass Optics (X-SG65L)
- Clean Head System
- External cooling
- Max. Speed : 40,000 min<sup>-1</sup>



	Optic	MODEL	ORDER CODE
<b>1:1 Direct Drive</b>	●	<b>X-SG65L</b>	<b>H1009</b>
	—	<b>X-SG65</b>	<b>H1038</b>

## Ti-Max X-SG25L

- Titanium Body with Scratch Resistant DURAGRIP
- For CA burs (ø2.35)
- Cellular Glass Optics
- Clean Head System
- Push Button Chuck
- External cooling
- Max. Speed : 40,000 min<sup>-1</sup>



	Optic	MODEL	ORDER CODE
<b>1:1 Direct Drive</b>	●	<b>X-SG25L</b>	<b>C1011</b>

## Ti-Max Z-SG45L



Triple Spray

- Titanium Body with Scratch Resistant DURAGRIP
- Cellular Glass Optics (Z-SG45L)
- Ceramic Bearings
- Clean Head System
- Push Button Chuck
- External cooling
- For FG burs (ø1.6 / 20-25 mm)
- Anti Heat System
- DLC Coating
- Max. Speed : 120,000 min<sup>-1</sup>



	Optic	MODEL	ORDER CODE
<b>1:3 Increasing</b>	●	<b>Z-SG45L</b>	<b>C1107</b>
	—	<b>Z-SG45</b>	<b>C1108</b>

# Implant Handpieces

## SGM-ER20i



- External and internal cooling (Kirschner and Meyer)
- with Wrench for handpiece attachment
- Max. Speed : 2,000 min<sup>-1</sup>

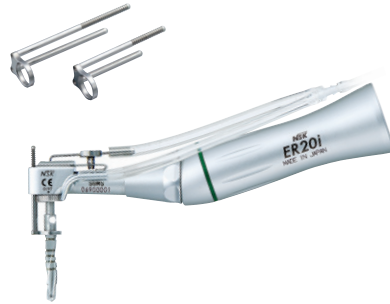
	MODEL	ORDER CODE
<b>20:1 Reduction</b>	<b>SGM-ER20i</b>	<b>Y110127</b>

## SGMS-ER20i

With Depth Indicator



2 types of Depth Indicators are available. Both are easy to attach and detach for smooth operation.



- External and internal cooling (Kirschner and Meyer)
- with two Depth Indicators, Wrench for handpiece attachment, Ruler
- Max. Speed : 2,000 min<sup>-1</sup>

	MODEL	ORDER CODE
<b>20:1 Reduction</b>	<b>SGMS-ER20i</b>	<b>Y110147</b>

# Micro Surgery Handpieces

## Straight Handpieces



- For surgical burs (ø2.35)
- Twist chuck
- Max. Speed : 40,000 min<sup>-1</sup>



	MODEL	ORDER CODE
<b>1:1 Direct Drive</b>	<b>SGS-ES</b>	<b>H264</b>



	MODEL	ORDER CODE
<b>1:2 Increasing</b>	<b>SGS-E2S</b>	<b>H266</b>

- For surgical burs (ø2.35)
- Twist chuck
- Max. Speed : 80,000 min<sup>-1</sup>

## 20° Angle Handpieces



	MODEL	ORDER CODE
<b>1:1 Direct Drive</b>	<b>SGA-ES</b>	<b>H263</b>

- For surgical burs (ø2.35)
- Twist chuck
- Max. Speed : 40,000 min<sup>-1</sup>



	MODEL	ORDER CODE
<b>1:2 Increasing</b>	<b>SGA-E2S</b>	<b>H265</b>

- For surgical burs (ø2.35)
- Twist chuck
- Max. Speed : 80,000 min<sup>-1</sup>




# Micro Saw Handpieces



- 1.8 mm Reciprocating
- With External Spray Nozzle



	MODEL	ORDER CODE
3.2:1 Reduction	SGR2-E	SH162



- 17° Oscillating
- With External Spray Nozzle



	MODEL	ORDER CODE
3.5:1 Reduction	SGO2-E	SH164



- 3° Sagittal
- With External Spray Nozzle



	MODEL	ORDER CODE
3.2:1 Reduction	SGT2-E	SH163

## SGR2-E Blades for Reciprocating

MODEL		ORDER CODE
SGR-1	<ul style="list-style-type: none"> <li>• Blade thickness 0.35 mm</li> <li>• Pack of 10 blades</li> </ul>	Y900072
SGR-2	<ul style="list-style-type: none"> <li>• Blade thickness 0.35 mm</li> <li>• Pack of 10 blades</li> </ul>	Y900073
SGR-3	<ul style="list-style-type: none"> <li>• Blade thickness 0.35 mm</li> <li>• Pack of 10 blades</li> </ul>	Y900074

## SGO2-E Blades for Oscillating

MODEL		ORDER CODE
SGO-1	<ul style="list-style-type: none"> <li>• Blade thickness 0.3 mm</li> <li>• Single blade</li> </ul>	H174034
SGO-2	<ul style="list-style-type: none"> <li>• Blade thickness 0.3 mm</li> <li>• Single blade</li> </ul>	H174044
SGO-3	<ul style="list-style-type: none"> <li>• Blade thickness 0.3 mm</li> <li>• Single blade</li> </ul>	H174031
SGO-4	<ul style="list-style-type: none"> <li>• Blade thickness 0.3 mm</li> <li>• Single blade</li> </ul>	H174041
SGO-5	<ul style="list-style-type: none"> <li>• Blade thickness 0.35 mm</li> <li>• Single blade</li> </ul>	H174032
SGO-6	<ul style="list-style-type: none"> <li>• Blade thickness 0.35 mm</li> <li>• Single blade</li> </ul>	H174042

## SGT2-E Blades for Sagittal

MODEL		ORDER CODE
SGT-1	<ul style="list-style-type: none"> <li>• Blade thickness 0.35 mm</li> <li>• Pack of 10 blades</li> </ul>	Y900075
SGT-2	<ul style="list-style-type: none"> <li>• Blade thickness 0.35 mm</li> <li>• Pack of 10 blades</li> </ul>	Y900076

# Osseo 100+



## Removes Doubt

Osseo 100+ measures implant stability and osseointegration to support decision on when to load an implant.

Especially important when working with shorter treatment time or managing risk patients.

The uncomplicated procedure that measures ISQ allows the implant loading period to be planned in advance. The reconstruction of crowns and bridges can be monitored to optimize timing to decrease the risk for failures. Measurements can be made without unnecessary impact since the equipment does not come into physical contact with the implant or abutment.

## Wireless connection with Surgic Pro2

### Osseo 100+

#### Connectivity with Surgic Pro2

The ISQ value is transferred automatically when connected with Surgic Pro2. The Bluetooth® connection means that clinical procedures will be undisturbed.

#### Wireless data management

The measured ISQ can be shared and processed with data on external terminals via Surgic Pro2.



### 3-step procedure

1. The MultiPeg™ is attached to the implant. It screws effortlessly into the implant's internal threads. (approximately 6-8 Ncm of torque).
2. Just aim for the magnet on top of the MultiPeg™. Non-invasive, objective, accurate and repeatable. The peg is excited by magnetic pulses and vibrates due to the stiffness in the contact area between the bone and the implant surface.
3. An ISQ value is generated and shown on the display. This reflects the level of stability on the universal ISQ scale – from 1 to 99. The higher the ISQ value, the more stable the implant.

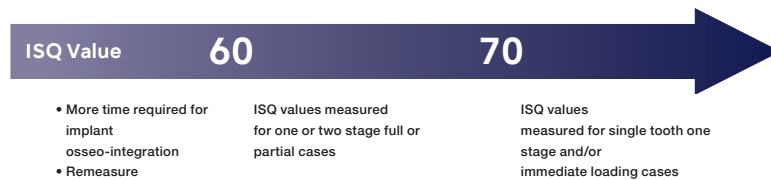


### About ISQ

\*The below is not a clinical recommendation from NSK.

Decreasing micro mobility with increasing ISQ values.

By taking a baseline value at implant placement and another before loading, the degree of osseointegration can be measured.



- 1 . Sennerby L Prof., Implantologie 2013; 21(1): 21-23
- 2 . Kokovic V, Jung R, Feloutzis A, Todovic V, Jurisic M, Hämmerle C. Clinical Oral Implants Research, 00, 2013, 1-6
- 3 . M Bornstein, C Hart, S Halbritter, D Morton, D Buser, Prof. Dr. med. dent. Clin Implant Dent Relat Res 2009
- 4 . Serge Baltayan, Joan Pi-Anfruns, Tara Aghaloo, Peter Moy. J Oral Maxillofac Surg 74:1145-1152, 2016
- 5 . P O Östman, Private practitioner, Falun- and Biomaterial Group, Sahlgrenska Academy Gothenburg. Clinical Implant Dentistry and Related Research, Volume 7, Supplement 1, 2015
- 6 . Daniel Rodrigo, Luis Aracil, Conchita Martin, Mariano Sanz. Clin. Oral Impl. Res. 21, 2010; 255-261
- 7 . Pagliani L, Sennerby L, Petersson A, Verrocchi D, Volpe S & Andersson P. Journal of Oral Rehabilitation 2012
- 8 . P Trisi PhD, T Carlesi DDS, M Colagiovanni DDS, G Perfetti MD, DDS. Journal of Osteology and Biomaterials, Volume 1, Number 3, 2010
- 9 . S Hicklin, E Schneebeli, V Chappuis, S Francesco, M Janner, D Buser, U Brägger. Clin. Oral Impl. Res. 00, 2015; 1-9
10. L. Milillo, C. Fiandaca, F. Giannoulis, L. Ottria, A. Lucchese, F. Silvestre, M. Petruzzi. Oral & Implantology - anno IX - n. 3/2016

### Reusable MultiPeg™

- For all major implant systems\*
- Tissue friendly, durable titanium
- Autoclavable appx. 20 times
- Optimal platform fit
- ISQ Standard Calibrated

\*There are different MultiPegs™ available made to fit different implant system and types. Please refer to the updated list from the supplier.



### Wireless connection with Surgic Pro2 Osseo 100+

- Contents**
- Osseo 100+ Instrument
  - MultiPeg Driver
  - Mains adapter and plugs
- MultiPeg™ is not included, sold separately.



MODEL	ORDER CODE
<b>Osseo 100+</b>	<b>Y1004176</b>

### Specifications

- Power input : 5VDC, 1 VA
- Charger input : 100-240 VAC, 5 VA
- Instrument weight : 100 g
- Battery full charge time : appx. 3 hours.\*
- Battery continuous drive time : appx. 1 hour.\*

\*Varies depending on usage situations.

# iSD900



### Advantages

- Universal to major implant systems
- Reliable and durable contra-angle handpiece with excellent accessibility
- Audible beeping noise to indicate reverse rotation
- Standard battery (AAA Ni-MH) is easily replaced on site
- LCD control panel offering outstanding visibility and operability

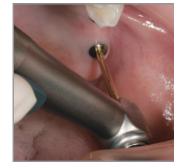
### Faster and Safer Implant Treatments

NSK's iSD900 cordless screwdriver helps to safely place and remove cover screws, healing caps and abutments during dental implant procedures, making treatment up to 50% faster.



#### Faster Treatment

NSK's iSD900 cordless screwdriver safely inserts and removes cover screws, healing caps and abutments during implant procedures, making treatment up to 50% faster.



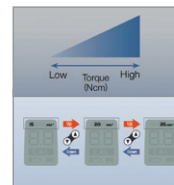
#### Accommodating Diverse Operative Fields

It can be difficult to maintain good visibility of the operating field when retracting the buccal mucosa when using a conventional ratchet wrench with both hands. The iSD900 allows single-handed operations to ensure better visibility across the whole operating field.



#### Torque Calibration System to Guarantee Safety

The unique torque calibration system (TCS) of the iSD900 ensures accurate torque values at all times.



#### Torque Range Accommodating Diverse Procedures and Three Rotation Speeds

NSK's iSD900 has a torque range of 10 Ncm to 40 Ncm to ensure precise torque adjustments and settings in 1 Ncm or 5 Ncm increments according to procedures. The iSD900 offers 15 min<sup>-1</sup>, 20 min<sup>-1</sup>, and 25 min<sup>-1</sup> speeds according to procedure requirements.



### iSD900 Complete Set

MODEL	ORDER CODE
<b>iSD900</b>	<b>Y1001358</b>

- iSD900 Motor • iSD-HP
- Quick Charger for iSD900
- Torque Calibrator
- On/Off Switch Lever

#### Specifications

- Torque: 10 – 40 Ncm in 1 or 5 Ncm increments
- Speed: 15, 20, 25 min<sup>-1</sup>
- Weight: 148 g (iSD900 Motor + iSD-HP)
- Charging Time : Around 90 min\*
- Continuous Operation Time : Max 72 min\*

\*these may change according to the usage environment.



# VarioSurg 4



## The Essential Ultrasonic Bone Surgery System

The development of the VarioSurg ultrasonic bone surgery system continues with the introduction of the VarioSurg 4. With pioneering high power ultrasonic technology and a diverse lineup of tips for various procedures, the VarioSurg 4 allows for swift and intricate bone removal and shaping.

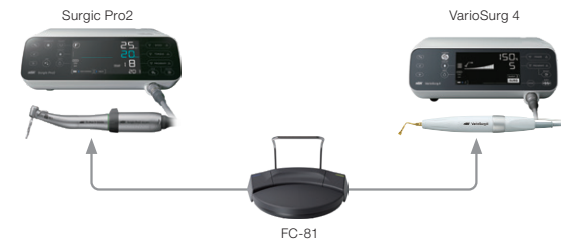
It minimizes damage to surrounding soft tissue and reduces invasiveness compared to conventional bone and micro saws. With new advantages like wireless foot control integration, compatibility with Surgic Pro2, and a refined, stylish design, the VarioSurg 4 is set to exceed clinicians' expectations while creating a stress-free environment.

### Smart and Intuitive Control Panel

The control unit features a harmonious design that works technologically and aesthetically with the Surgic Pro2, allowing for a wide range of functionality for various procedures. Also, with wireless foot control integration and Bluetooth® connectivity with Surgic Pro2, there's no need for cables or wires. The control unit includes a programmable memory function that can be personalized to match the preferences and usage conditions of individual clinicians. The incorporation of a large, backlit LCD screen and touch panel with intuitive icon buttons, ensures excellent visibility and smooth operation.

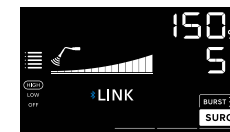
### Surgic Pro2 and VarioSurg 4 Link Function

VarioSurg 4 features built-in Bluetooth® functionality, allowing it to be easily linked with the surgical micromotor system, Surgic Pro2. This enables the operation of both units with one single wireless foot control. Easily switch between the two systems, ensuring a smooth and efficient workflow.



### Safe Operation

The user-friendly display clearly indicates which system is active and ensures safe and accurate operation.



VarioSurg 4's display indicates that Surgic Pro2 is active.

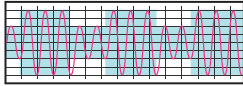


Press the 'LINK' button\* to switch between VarioSurg 4 and Surgic Pro2.

\*This button is located on the Surgic Pro2, on the left side of the panel.

## Control Unit

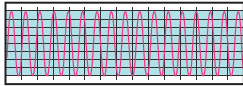
### Burst Mode



### Burst Mode With Three Different Frequency Levels


Burst Mode delivers small, periodic vibrations in response to a consistent vibration, creating a suitable 'hammer effect' for cutting hard cortical bone by introducing variations in vibration. This mode is switchable during procedures, and with three adjustable Burst Mode levels, it allows for easy mode and level selection based on the needs of the surgical procedure and bone conditions.

### Continuous Vibration Mode



## Feedback & Auto-Tuning Functions for Consistent Cutting Performance and Stability

Optimal power is supplied to the tip as it automatically senses the condition of the surgical site. Oscillation frequency is also automatically controlled, maintaining the specified output value at the tip and sustaining the vibration effect. These features ensure a stable, consistent power supply and enhance the efficiency of the procedure.



### Adjustable Light Intensity

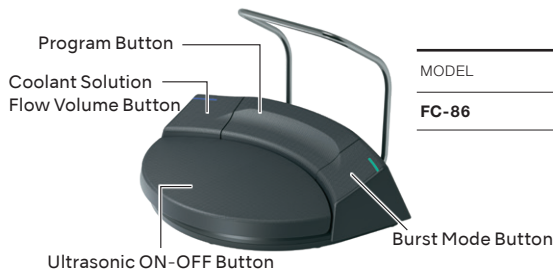
Switch effortlessly between three levels of light intensity.

## Foot Control

### Linked with a wireless foot control

Bluetooth® connectivity allows selection of the optimal position without worrying about cable length. The foot control is 400g lighter than the previous model (hanger included) making it easy to reposition.

The "Coolant Solution Flow Level Button", "Program Button" and "Burst Mode Button" are also located on the foot control which allows you to focus on the treatment. The energy-efficient power supply uses 3 AAA batteries, which last about 6 months. A flashing light indicates when the batteries are running low.



MODEL	ORDER CODE
FC-86	ZF16040001

## Handpiece

### The Powerful Handpiece with a Super-Slim Design

This super-slim, lightweight handpiece with twin LEDs provides exceptional accessibility and visibility. It's well-balanced ergonomic design minimises hand fatigue during extended treatments. These innovative features allow the VarioSurg 4 to faithfully reflect the operator's intentions with extraordinary comfort and precision. Advanced ultrasonic technology produces oscillation of the tip that eliminates heat at the operation site, allowing for minimally invasive procedures.

### Effective Power Transmission with Minimal Heat Generation

By using innovative materials, the VarioSurg 4 handpiece delivers appropriate power from the generator to the tip without loss while minimising heat generation.

### LED Illumination for More Precise Treatments

NSK LEDs generate natural daylight-quality light to perfectly illuminate the treatment area, enabling more precise treatments and shortening treatment times. LEDs are safe and do not overheat, even during extended use, and are economical due to their long life. Proprietary twin LED lights eliminate shadows in the treatment area, allowing excellent visibility.




Optic	MODEL	ORDER CODE
●	VS4-LED-HPSC	EA14170001

• with 2m cord

### Tips - Products of NSK's Precision Manufacturing

We maximize the sharpness of our tips through three-dimensional-cutting (toothing) of the blade's edge.



# VarioSurg 4



## Variosurg 4 Complete Set

Optic	MODEL	ORDER CODE
●	<b>VarioSurg 4 (230V)</b>	<b>Y1500706</b>

**Contents :**

- Control Unit
- LED Handpiece with 2m cord
- FC-86 Foot Control (cordless)
- Sterilization Cassette
- Handpiece Stand
- Irrigation tube (3 pcs.) and other accessories
- Basic H-S Kit (H-SG1, SG3, SG5, SG6D, SG7D, SG11 and Tip holder)

**Specifications :**

Control Unit	• Max. Pump Output : 76 mL / min
• Frequency : 28-32 kHz	• Programs : SURG x 5, ENDO x 2, PERIO x 2
• Power Supply : AC100 - 240V 50/60 Hz	• Dimensions : W 245 x D 235 x H 90 mm

## Variosurg 4 Complete Set without Foot Control

Optic	MODEL	ORDER CODE
●	<b>VarioSurg 4 w/o FC (230V)</b>	<b>Y1500712</b>

**Contents :**

- Control Unit
- LED Handpiece with 2m cord
- Sterilization Cassette
- Handpiece Stand
- Irrigation tube (3 pcs.) and other accessories
- Basic H-S Kit (H-SG1, SG3, SG5, SG6D, SG7D, SG11 and Tip holder)

## OPTION

### Foot Control



MODEL	ORDER CODE
<b>FC-86</b>	<b>Z1401001</b>



MODEL	ORDER CODE
<b>FC-78</b>	<b>Z1102003</b>

- With 2m cord

### Link Stand



MODEL	ORDER CODE
<b>Link Stand 3</b>	<b>ZA16230001</b>

### Sterilization Cassette



MODEL	ORDER CODE
<b>VA-SG-CASE</b>	<b>Z313102</b>

- Dimensions : W 281 x D 171.5 x H 47 mm
- Has dedicated compartments for handpiece, cord, tip replacement wrench and tip holders

### Carrying Case



MODEL	ORDER CODE
<b>Carrying Case (VarioSurg 4)</b>	<b>Y1500783</b>

- Dimensions : W 534 x D 427 x H 207 (mm)

### iCart Duo



MODEL	ORDER CODE
<b>iCart Duo</b>	<b>S9090</b>

- Dimensions : H 101.65 cm • Weight : 16.5 kg

# Ultrasonic Surgery Tips

Choose from over 50 ultrasonic tips according to the clinical procedure.

## Bone Surgery



## Scraper



## Sinus Lift



## Sinus Membrane Detachment



## Scaling



## Maintenance (V-Tip)



## Extraction



## Socket Lift (Crestal Approach)



## Implant Preparation



## Perio (Root Planing)



## Endodontics



## Bone Surgery (TIN coating)



POWER LEVEL	MODEL	ORDER CODE
—	<b>SG1</b>	<b>Z305101</b>
<b>SURG 150%</b>	<b>H-SG1</b>	<b>Z305151</b>

- Dots mark 3, 6 and 9 mm from top of tip
- Five teeth; 0.6 mm thick



POWER LEVEL	MODEL	ORDER CODE
—	<b>SG1A</b>	<b>Z305138</b>
<b>SURG 150%</b>	<b>H-SG1A</b>	<b>Z305188</b>

- Dots mark 3, 6, 9,12 and 15 mm from top of tip
- Five teeth; 0.6 mm thick



POWER LEVEL	MODEL	ORDER CODE
—	<b>SG2R</b>	<b>Z305102</b>
<b>SURG 150%</b>	<b>H-SG2R</b>	<b>Z305152</b>

- Right curved tip\*
- Three teeth; 0.6 mm thick



POWER LEVEL	MODEL	ORDER CODE
—	<b>SG2L</b>	<b>Z305103</b>
<b>SURG 150%</b>	<b>H-SG2L</b>	<b>Z305153</b>

- Left curved tip\*
- Three teeth; 0.6 mm thick



POWER LEVEL	MODEL	ORDER CODE
—	<b>SG8</b>	<b>Z305109</b>
<b>SURG 150%</b>	<b>H-SG8</b>	<b>Z305159</b>

- Dots mark 3, 6 and 9 mm from top of tip
- Three teeth; 0.6 mm thick



POWER LEVEL	MODEL	ORDER CODE
—	<b>SG8A</b>	<b>Z305139</b>
<b>SURG 150%</b>	<b>H-SG8A</b>	<b>Z305189</b>

- Dots mark 3, 6, 9,12 and 15 mm from top of tip
- Three teeth; 0.6 mm thick



POWER LEVEL	MODEL	ORDER CODE
<b>SURG 150%</b>	<b>H-SG8R</b>	<b>Z305156</b>
<b>SURG 150%</b>	<b>H-SG8R</b>	<b>Z305156</b>

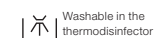
- Marking every 2 and 4 mm from top of tip (Single side)
- Right curved tip\* • Three teeth; 0.6 mm thick



POWER LEVEL	MODEL	ORDER CODE
<b>SURG 150%</b>	<b>H-SG8L</b>	<b>Z305157</b>
<b>SURG 150%</b>	<b>H-SG8L</b>	<b>Z305157</b>

- Marking every 2 and 4 mm from top of tip (Single side)
- Left curved tip\* • Three teeth; 0.6 mm thick

\* The direction of the tip's curve is defined by the tip's anterior view.



Washable in the thermodisinfectant



Autoclavable up to 135°C



Bone Surgery (TIN coating)



MODEL	ORDER CODE
-------	------------

<b>SG14R</b>	<b>Z305122</b>
--------------	----------------

- Right curved tip\*
- Five teeth; 0.6 mm thick



MODEL	ORDER CODE
-------	------------

<b>SG14L</b>	<b>Z305123</b>
--------------	----------------

- Left curved tip\*
- Five teeth; 0.6 mm thick



MODEL	ORDER CODE
-------	------------

<b>SG19</b>	<b>Z305135</b>
-------------	----------------

- Dot mark 3 mm from top of tip
- Five teeth; 0.8 mm thick



MODEL	ORDER CODE
-------	------------

<b>SG30</b>	<b>Z305137</b>
-------------	----------------

- Sharp edge
- 0.5 mm thick



MODEL	ORDER CODE
-------	------------

<b>SG58</b>	<b>Z305141</b>
-------------	----------------

- Dots mark 3, 6 and 9 mm from top of tip
- Three teeth; 0.6 mm thick



MODEL	ORDER CODE
-------	------------

<b>SG68</b>	<b>Z305143</b>
-------------	----------------

- Marking every 2 and 4 mm from top of tip (Single side)
- Three teeth; 0.6 mm thick

Scraper (TIN coating)



MODEL	ORDER CODE
-------	------------

<b>SG3</b>	<b>Z305104</b>
------------	----------------

- Triple sided edge spatula tip



MODEL	ORDER CODE
-------	------------

<b>SG4</b>	<b>Z305105</b>
------------	----------------

- Edge spatula tip



MODEL	ORDER CODE
-------	------------

<b>SG5</b>	<b>Z305106</b>
------------	----------------

- Rounded edge spatula tip

Extraction (TIN coating)



MODEL	ORDER CODE
-------	------------

<b>SG17</b>	<b>Z305132</b>
-------------	----------------

- 0.7 mm thick



MODEL	ORDER CODE
-------	------------

<b>SG18R</b>	<b>Z305133</b>
--------------	----------------

- Right angled tip\* • 0.7 mm thick



MODEL	ORDER CODE
-------	------------

<b>SG18L</b>	<b>Z305134</b>
--------------	----------------

- Left angled tip\* • 0.7 mm thick

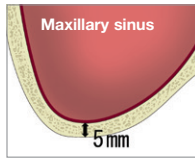
## Specialty Tips Exclusively for Sockets

Used as part of the socket lift method to swiftly perform sinus lift procedures, NSK's new tip lineup is designed for minimal surgical invasiveness.

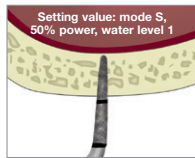
### Process example for elevation of maxillary sinus membrane

A type of implant preparation site for a regular size implant  $\phi 4.0$  mm.

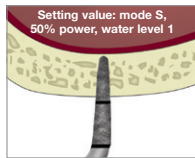
At the case of using VarioSurg



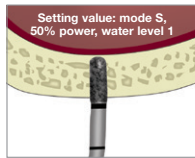
\*A case of around 5 mm from the base of cortical bone to maxillary sinus.  
\*Bone tissue is type 3 and good condition.  
\*In addition to positive diagnosis by CT image, the vertical bone width should be diagnosed well and the implant preparation site could be formed until the base of maxillary antrum.



1. Bone cutting to within 1 mm to the base of maxillary antrum by using SG15A tip. Please be careful not to push the tip too much.



2. Repeat bone cutting using SG15B tip to increase width. Please be careful not to push the tip too much.



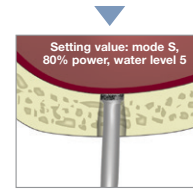
3. Bone cutting by using SG16A tip. The implant preparation site is formed until little of the base of cortical bone remains.



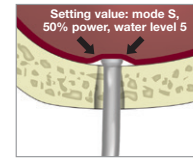
4. Repeat bone cutting by using SG16B tip. The implant preparation site is formed until little of the base of cortical bone remains.



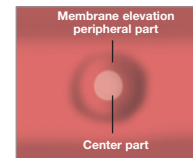
5. Using sufficient water irrigation, the implant preparation site is formed by using SCL2D tip. The water level is set to 5. Please be careful not to force the tip into the implant preparation site. Too much water pressure may exert on the maxillary antrum membrane. At the case of using drilling, this step is excluded.



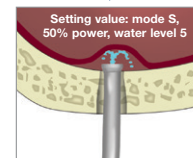
6. Using sufficient water irrigation, the implant preparation site is continued to be formed by using SCL1D tip. The water level is set to 5. The cavity floor of the implant preparation site is cut by using the edge of the top of the tip. Please be careful not to force the tip into the implant preparation site. Too much water pressure may exert on the maxillary antrum membrane.



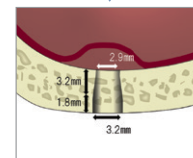
7. The maxillary antrum membrane is exfoliated by using SCL1 tip. The water level is set to 5. Slowly insert the top of the tip between the membrane and bone. Moving the tip along the wall of the implant preparation site will exfoliate the membrane. Please be careful, since the membrane can be torn at the edge (arrow part) between the bone and the membrane.



This image shows the elevated membrane which you will see from the maxillary antrum side. Please check the condition of maxillary antrum membrane using the endoscope.

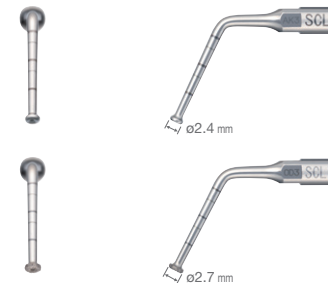


8. The Maxillary antrum membrane can now be elevated by using SCL1 tip.









9. The completed formation of the implant preparation site. At the case of using drilling, the straight implant preparation site of 3.2 mm is formed.

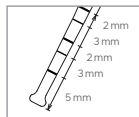
### Socket Lift (Crestal Approach)



MODEL	ORDER CODE
<b>SCL1</b>	<b>Z305170</b>
• Internal irrigation	
MODEL	ORDER CODE
<b>SCL1D</b>	<b>Z305171</b>
• Internal irrigation • Diamond coating	



Socket Lift (Crestal Approach)

MODEL	ORDER CODE
 <p>• Internal irrigation • Diamond coating</p>	<b>Z305182</b>
 <p>• Internal irrigation</p>	<b>Z305172</b>
 <p>• Internal irrigation • Diamond coating</p>	<b>Z305173</b>
 <p>• Internal irrigation • Diamond coating</p>	<b>Z305184</b>
 <p>• Internal irrigation</p>	<b>Z305174</b>
 <p>• Internal irrigation • Diamond coating</p>	<b>Z305175</b>






The estimated depth of the implant preparation site can be measured with the scale on the Tip.

Sinus Lift

MODEL	ORDER CODE
	<b>Z305107</b>
	<b>Z305108</b>

Sinus Membrane Detachment

MODEL	ORDER CODE
 <p>• Flat circular convex elevator • Angled at 90°</p>	<b>Z305110</b>
 <p>• Flat circular convex elevator • Angled at 135°</p>	<b>Z305111</b>
 <p>• Cone compressor</p>	<b>Z305112</b>

Implant Preparation



MODEL	ORDER CODE
<b>SG15A</b>	<b>Z305124</b>
• Diameter of the tip end; 0.7 mm	



MODEL	ORDER CODE
<b>SG15B</b>	<b>Z305125</b>
• Diameter of the tip end; 1.3 mm	



MODEL	ORDER CODE
<b>SG15C</b>	<b>Z305126</b>
• Diameter of the tip end; 0.9 mm	



MODEL	ORDER CODE
<b>SG15D</b>	<b>Z305127</b>
• Diameter of the tip end; 1.3 mm	



MODEL	ORDER CODE
<b>SG16A</b>	<b>Z305128</b>
• Diameter; 2.0 mm	



MODEL	ORDER CODE
<b>SG16B</b>	<b>Z305129</b>
• Diameter; 2.6 mm	

Scaling



MODEL	ORDER CODE
<b>G1-S</b>	<b>Z305113</b>

Perio (Root Planing)



MODEL	ORDER CODE
<b>P20-S</b>	<b>Z305114</b>
• Straight tip	



MODEL	ORDER CODE
<b>P25R-S</b>	<b>Z305115</b>
• Right curved tip*	



MODEL	ORDER CODE
<b>P25L-S</b>	<b>Z305116</b>
• Left curved tip*	

\* The direction of the tip's curve is defined by the tip's anterior view.



Maintenance (V-Tip)

Perio-Control



V-Tip Holder



MODEL	ORDER CODE
<b>V10-S</b>	<b>Z305117</b>

- Includes E-Tip replacement wrench
- Plastic Tip is not included



MODEL	ORDER CODE
<b>V-P10</b>	<b>Y900184</b>

- Pack of 3
- V10-S holder is not included



MODEL	ORDER CODE
<b>V-P12</b>	<b>Y1002167</b>

- Pack of 3
- V10-S holder is not included



MODEL	ORDER CODE
<b>V-P11R</b>	<b>Y1002165</b>

- Right curved type\* • Pack of 3
- V10-S holder is not included



MODEL	ORDER CODE
<b>V-P11L</b>	<b>Y1002166</b>

- Left curved type\* • Pack of 3
- V10-S holder is not included

■ V-P11R, V-P11L, V-P12 can be used only for VarioSurg 3.

Endodontics



MODEL	ORDER CODE
<b>E30RD-S</b>	<b>Z305118</b>

- For posterior teeth (right angled)



MODEL	ORDER CODE
<b>E30LD-S</b>	<b>Z305119</b>

- For posterior teeth (left angled)



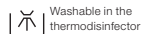
MODEL	ORDER CODE
<b>E31D-S</b>	<b>Z305120</b>

- For anterior and posterior teeth (70°)



MODEL	ORDER CODE
<b>E32D-S</b>	<b>Z305121</b>

- For anterior teeth (90°)



Washable in the thermodisinfectant



Autoclavable up to 135°C

\* The direction of the tip's curve is defined by the tip's anterior view.



Washable in the thermodisinfectant



Autoclavable up to 135°C

Tip Kits



- Bone Surgery •Scraper •Sinus Lift
- Sinus Membrane Detachment

MODEL	ORDER CODE
<b>Basic H-S Kit</b>	<b>Y1002775</b>

**Contents**

- H-SG1, SG3, SG5, SG6D, SG7D, SG11
- Tip holder



- Bone Surgery

MODEL	ORDER CODE
<b>Bone Cut Kit</b>	<b>Y900688</b>

**Contents**

- SG1, SG2R, SG4, SG2L, SG6D
- Tip holder



- Sinus Lift

MODEL	ORDER CODE
<b>Sinus Lift Kit</b>	<b>Y900689</b>

**Contents**

- SG1, SG3, SG6D, SG9, SG10, SG11
- Tip holder



- Endodontics

MODEL	ORDER CODE
<b>Endo-S Kit</b>	<b>Y900691</b>

**Contents**

- G1-S, E30RD-S, E30LD-S, E31D-S, E32D-S
- Tip holder

Tip Kits



- Implant Preparation

MODEL	ORDER CODE
<b>Implant Preparation Kit</b>	<b>Y900774</b>

**Contents**

- SG15A, SG15B, SG16A, SG16B
- Tip holder



- Socket Lift Tips (Crestal Approach)

MODEL	ORDER CODE
<b>Socket Lift Kit for Regular Size Implant</b>	<b>Y1002841</b>

**Contents**

- SCL1D, SCL2D, SCL1
- VS Tip Wrench • Tip holder • Manual



- Socket Lift Tips (Crestal Approach)

MODEL	ORDER CODE
<b>Socket Lift Kit for Wide Size Implant</b>	<b>Y1002842</b>

**Contents**

- SCL2D, SCL3D, SCL4D, SCL3
- VS Tip Wrench • Tip holder • Manual

NSK

2.10 Bar

iClave plus

Vacuum Sterilize Dry Ready



Class B

134

5 min

1. UNIVERSAL

- 1. UNIVERSAL
- 2. DELICATE
- 3. FLASH
- 4. SMALL LOAD
- 5. PRION
- 6. CRITICAL 134°C
- 7. CRITICAL 121°C

AUTOCLAVE

# iClave plus



## Safer with more Capacity

To maximise handpiece performance, handpieces need to be decontaminated correctly and safely. NSK's advanced know-how as a trusted global handpiece manufacturer realized the potential of a handpiece friendly autoclave through the launch of the iClave series.

## Use of a Copper Chamber to Match The Advanced Class B Cycle Sterilization Capacity and Efficiency Standards

Air turbines, contra-angles, and other dynamic dental instruments consist of high-precision micro mechanisms and therefore benefit from careful sterilization to maintain performance. NSK chose to use a highly conductive copper chamber to satisfy Class B, Europe's strictest sterilization standard. The system delivers outstanding efficiency despite its large capacity.

## 50% More Capacity Than Conventional Autoclaves

The iClave plus can fully use its 17.5 litre capacity because it maintains even temperatures throughout the autoclave chamber and constantly controls the surface temperature. The iClave plus offers 50% more sterilization space than a conventional stainless steel chamber of the same size, ensuring greater safety by reducing instrument overcrowding.



Copper chamber



Stainless steel chamber

## NSK Autoclave Benefits Include Combining High Heat Conductivity of Copper Chamber with Proprietary Heating System



Super fast



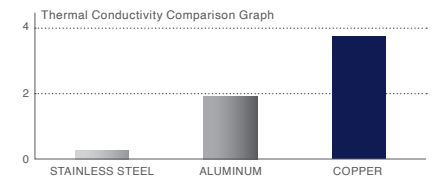
Super fast

## COPPER CHAMBER

### Highly Thermal Conductive Copper Chamber with Even Temperatures

Using copper to construct the chamber gives 17.7 times more heat conductivity than stainless steel. The copper chamber retains even internal temperature levels throughout despite its large capacity.

### Thermal Conductivity Differences of Materials




Copper's heat conductivity is 1.9 times and 17.7 times higher than that of aluminium and stainless steel, respectively.



**ADAPTIVE HEAT SYSTEM**

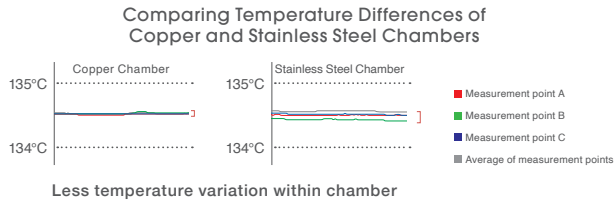
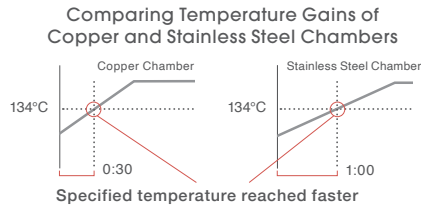
**Advanced Heating System Leveraging Excellent Thermal Conductivity**

NSK's innovative heating system optimizes the high heat conductivity of copper. Enveloping the copper chamber is a special heater which is also used in satellites, incorporating electro-thermal material embedded in silicone to heat the entire chamber evenly without heat loss.



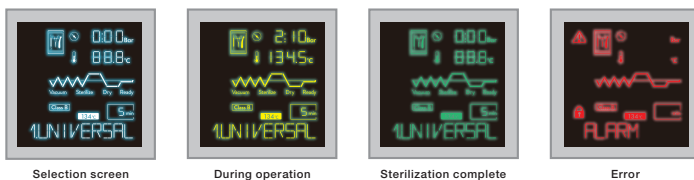
**TEMPERATURE CHARACTERISTICS**

In temperature measurements at three points inside the chamber, the copper model reached 134°C, the standard sterilization temperature, in about half the time of a stainless steel counterpart. There were no temperature variations at the three points measured in the copper chamber.



**User-friendly, Easy to Read Operating Panel**

With a sophisticated design and excellent visibility, the panel is easy to operate and maintain, with colors changing according to conditions, enhancing sterilization reliability.



**Sterilization Cycle Data Recording**

All sterilization cycles are recorded on a USB flash drive, and no special software is required to view and print records of all cycles. The system records all relevant cycle parameters against a unique date and time stamp.



**Bacterial Filter for Greater Safety**

The iClave plus ventilates air through a bacterial filter during the drying phase, eliminating the possibility of re-contamination.



**Designed to Boost Product Reliability**

Consistent temperatures inside the chamber eliminate fluctuation stresses and reduce the risk of problems. NSK initially reviewed product reliability to ensure safe treatment. There are three thermometers to control temperatures in the iClave plus. An annual maintenance service alert helps prevent breakdowns and boosts product reliability.

**Stainless Steel Body Enhances Durability**

The stainless steel body work, which is rare for an autoclave these days, makes iClave plus more robust. Together with the copper chamber it delivers outstanding durability.

**Constantly Monitoring Working Parameters for Safe Operation**

The process evaluation system constantly monitors pressure, temperature, water quality and steam. Additional features include cycle counter, altitude set-up, maintenance monitoring, triple safety lock, auto switch-off, and double water tank.

# iClave plus



## iClave plus Complete Set

MODEL	ORDER CODE
<b>iClave plus 230V</b>	<b>Y1003077</b>

## EN13060 Class B

### Technical characteristics

- External dimensions : W 445 x D 584 x H 438 (mm)
- Chamber dimensions : ø240 x 384 (mm)
- Chamber capacity : 17.5 Litre
- Net weight : 45 kg
- Maximum power consumption : 1,920 W
- Supply Voltage CE : AC 230 V - 50/60 Hz
- Air expulsion system : Vacuum pump 1, 3, 4 vacuum
- Max Load : 4 kg (solid), 1.5 kg (porous)

External dimensions exclude protrusions.


PROGRAMS	PARAMETERS			CLASS
1 UNIVERSAL	134°C	5 min	3 vacuum	B
2 DELICATE	121°C	20 min	3 vacuum	B
3 FLASH	134°C	3 min	2 vacuum	S
4 SMALL LOAD <sup>1)</sup>	134°C	4 min	3 vacuum	B
5 PRION	134°C	18 min	3 vacuum	B
6 CRITICAL 134°C	134°C	5 min	4 vacuum	B
7 CRITICAL 121°C	121°C	20 min	4 vacuum	B
8 SPECIAL	105-135°C	3-90 min	2-4 vacuum	-

• Bowie & Dick : 134°C / 3.5 min / 3 vacuum. • Vacuum test : 20 min  
<sup>1)</sup> small load : included hollow instruments type A and B (MAX 0.5 kg)

## OPTIONAL ACCESSORIES

### Sealer Newseal Plus

Automatic sterilisation pouch sealer



MODEL	ORDER CODE
<b>Sealer Newseal Plus</b>	<b>Z1279001</b>

- Self adjusting sealing from 10 mm
- Retracting blade cutter
- Reel holder
- Visual and acoustic seal indication
- Pre-set for wall attachment

### Regenerating Tabs

A special effervescent tablet for cleaning the chamber. Placed inside the chamber, it removes limescale and dirt residue from the boiler upon activating the cycle.



MODEL	ORDER CODE
<b>Regenerating Tabs</b>	<b>DX0230050</b>

### Barcode Label Writer

Increases traceability levels by combining sterile instruments and patients.



MODEL	ORDER CODE
<b>Barcode Label Writer</b>	<b>Z1281001</b>

### Kit Wifi

Device for storing the sterilization cycles' data on an external memory and send to any PC, tablet or smartphone via WIFI connection.



MODEL	ORDER CODE
<b>Kit Wifi</b>	<b>DX9900059</b>

### Helix Test

Class 5 steam penetration tests. Includes a tester and 250 indicators.



MODEL	ORDER CODE
<b>Helix Test</b>	<b>990005</b>

### Purity

RO water unit with built in filters providing high quality water for effective sterilisation. With direct water feed into the iClave plus.



MODEL	ORDER CODE
<b>Purity</b>	<b>Z1284001</b>



MAINTENANCE

# iCare+



## Automatic System for Cleaning, Disinfecting and Lubricating Rotary Instruments

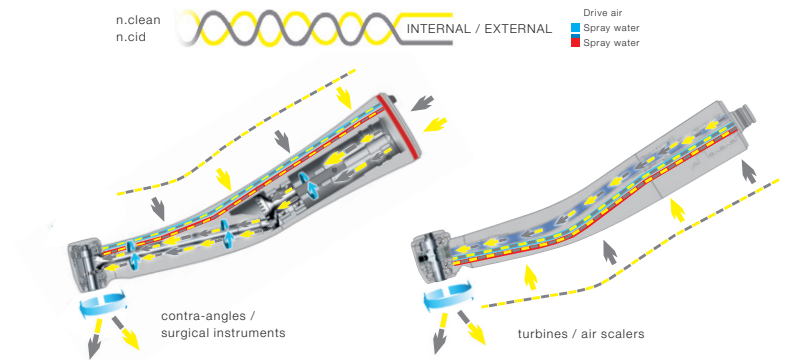
Manual cleaning of instruments does not remove all deposits and residues. Dynamic instruments that are poorly maintained or not adequately cleaned may become damaged and pass on infections to both patients and practitioners. Any instrument used in dentistry must be perfectly cleaned, disinfected and maintained. NSK is aware of the requirements in the daily practice of dentistry and, after many years of research, It has come up with a simple and effective solution thanks to iCare+.

### Intelligence at The Service of Your Instruments

iCare+ is smart and detects the type of instrument attached to the ports (internal/external spray or without spray) when canals are blocked or the wrong cycle has been selected for a specific instrument to ensure cycle efficiency.

During the different cycles, iCare+ starts the rotation of instruments and injection of treatment products into all the internal mechanisms and tubing of the instruments to provide deep cleaning and disinfection; a pressure spray simultaneously cleans and disinfects the external surfaces.

Each cycle lasts for a specific duration in compliance with EN ISO 15883/15883-5 to guarantee maximum effectiveness of the n.clean and n.cid solution for the perfect treatment of every instrument.



### Security

Tests performed by the Dr Brill Institute conducted on extremely dirty instruments (containing sheep's blood with heparine, protamine, bacteria and yeast) prove that iCare+ treatment cycles together with n.clean cleaning and n.cid disinfection guarantee proven effectiveness of the results. The validated tests realized in germany by this accredit laboratory were done according to RKI recommendations (Robert Koch Institute) and EN ISO 15883.

### Guaranteed Consistent Repetition of Cycles

iCare+'s internal control system has sensors, which ensure consistency of every cycle in accordance with the parameters which were determined during the laboratory tests.

iCare+'s Medicals device witch are a protocol, an analyse method and a result of certification.



## Cleaning and Disinfection

### Two products Inextricably Linked to iCare+

iCare+ works hand-in-hand with n.clean and n.cid products. n.clean and n.cid have been specifically developed for rotary instruments in compliance with strict protocols as well as European and International standards.

### Validated Association of Certified Products

Extensive laboratory tests have been conducted on NSK turbines, handpieces and contra-angles, as well as on instruments from other brands: the results are identical for all tested instruments and always in compliance with EN ISO 15883. It is therefore crucial that iCare be used together with n.clean for cleaning and n.cid for disinfection of rotary instruments to guarantee optimal results validated by laboratory testing.

### Targeted Action

n.clean, a cleaning and rinsing solution, acts as a detergent and has bacteriostatic and fungistatic effects. It prevents proteins from attaching to internal and external surfaces of instruments. Disinfection prior to sterilization is carried out by n.cid, a bactericidal, fungicidal and virucidal\* disinfectant solution effective against wrapped viruses, as well as unwrapped Adenoviruses.

\*Bactericidal: TBC, MRSA. - Fungicidal: Candida albicans - Virucidal: HBV, HCV, HIV, Herpes simplex, Influenza, H1N1 + H5N1.



## Complete Traceability

### Internal Traceability Software

In addition to the permanent internal validation process software is available to log all cycle data on an external device. iCare+ generates a serial number for every cycles. Once the data has been transferred to a computer you can add serial numbers of individual instruments to specific cycle records in order to establish total traceability.

### Data Storage

To allow traceability and external storage of the iCare+ cycle data an easily accessible USB port is built into iCare+ unit\*.

### User-friendly Interface

The user friendly software interface allows easy and efficient management of all cycle data with the option of adding specific records for individual instruments at the push of a button.





Cleaning



Disinfection



Lubrication



## iCare+ Complete Sets

### 2 High speed ports + 2 slow speed ports

MODEL	ORDER CODE
<b>iCare+ C2</b>	<b>S102001</b>

### 1 High speed port + 3 slow speed ports

MODEL	ORDER CODE
<b>iCare+ C3</b>	<b>S103001</b>

#### Contents

- iCare+ unit
- Power cord with L-shaped plug
- Air tube

#### Specifications

- Power Supply: AC 100-230 V 50/60 Hz
- Capacity: up to 4 instruments
- Air Pressure: 0.5-0.6 MPa (5.0-6.0 kgf/cm<sup>2</sup>)
- Weight : 14 kg
- Dimension : W 400 x D 405 x H 355 (mm)
- Capacity of the oil tank: 500 mL
- Capacity of the bottles for the cleaning and disinfection product: 500 mL






\*Connects only to Midwest 4-hole type  
\*Air piping is necessary (5.0-6.0 kgf/cm<sup>2</sup>)

## iCare+ Adaptors

MODEL		ORDER CODE
<b>iCare+ Adaptor PTL</b>	• For NSK High Speed Handpieces for PTL-CL-LED Coupling	<b>Z1127010</b>
<b>iCare+ Adaptor KV</b>	• For KaVo® High Speed Handpieces for MULTIflex® LUX Coupling	<b>Z1127011</b>
<b>iCare+ Adaptor SR</b>	• For Sirona® High Speed Handpieces for Quick Coupling	<b>Z1127013</b>
<b>iCare+ Adaptor WH</b>	• For W&H® High Speed Handpieces for Roto Quick Coupling	<b>Z1127012</b>
<b>iCare+ Adaptor BA</b>	• For Bien-Air® High Speed Handpieces for Unifix® Coupling	<b>Z1127014</b>

Check with the dealer for the adaptors to mount other manufactures' handpieces.

## Refill Maintenance Oil

MODEL	PRODUCTS	ORDER CODE	MODEL	PRODUCTS	ORDER CODE
<b>n.Clean, 500 mL PEHD bottle (6 pcs)</b>		<b>ACL600</b>	<b>Maintenance Oil, 1 L PEHD bottle</b>		<b>Z016117</b>
<b>n.Cid, 500 mL PEHD bottle (6 pcs)</b>		<b>ACD600</b>			

# iCare



## Automatically Clean

iCare sets a new standard for handpiece maintenance systems. In one stylish and compact body, it offers you both ease of use and multiple functions to achieve complete lubrication. The proper solution volume is preset based on handpiece type, and maintenance can be initiated at the touch of a button. The chuck cleaning system keeps chucks pristine, and the purging select mode lets you alter purge time depending on the situation for truly comprehensive maintenance. Thanks to its stylish and compact body, iCare is also space efficient and totally in harmony with your working environment.

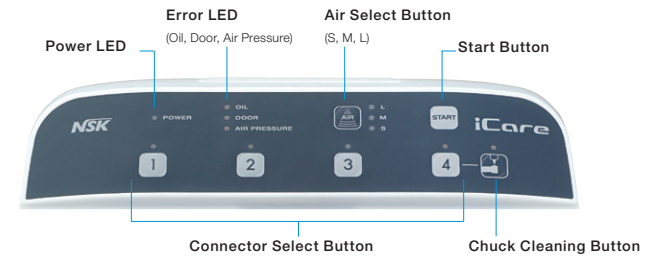
## Preset Proper Solution Volume Based on Handpiece Type

The proper solution volume is preset based on high speed and low speed handpieces, ensuring precise and thorough lubrication at the touch of a button.



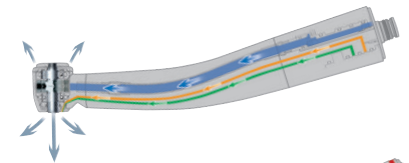
## Ergonomic and Easily Readable Large Panel

Simple One-Touch Operation to Start Lubrication.




## High Speed Handpieces

iCare meticulously cleans the components of high speed handpieces.



## Low Speed Handpieces

Low speed handpieces incorporate gearing systems that require extra solution penetration. The NSK rotation system guarantees optimum oil delivery to the internal components of all low-speed handpieces.



### Purging Select Mode

After lubrication, you can select from appropriate modes offering different purge lengths.



### HP Head Filter Prevents Mist Leaks (Optional)

HP Head Filter is made to absorb any spray mist generated, which prevents mist leaks.



### Solution Tank

iCare's big solution tank has a capacity of 1.2 Liters, allowing you to pour in a full one-liter bottle of maintenance solution at once, reducing the necessity for frequent refilling. The enclosed nozzle enables clean and easy refills.

### Chuck Cleaning Function

The chuck cleaning function completely removes dirt and cutting powder from the chuck.



### Easy to Clean

iCare's front door can be completely removed to allow fast, easy cleaning of the system.



### Accommodates Both NSK Handpieces and Those of Other Brands

NSK and all other brands of low speed handpieces connect directly to the coupling supplied. NSK high speed handpieces require the PTL adaptor. Adaptors are available for direct connection of most other brands of high speed handpieces.

### Safe Operation with a Range of Alarm Functions

The alarm LED ensures safe and secure maintenance by alerting you to various situations, including inadequate solution quantity and an un locked front door.

### Stylish and Compact

In the pursuing ultimate ease of use, NSK has given iCare the power to perform automatic maintenance for up to four handpieces at once. iCare is also designed to be simple to set up and space efficient, you can install it virtually anywhere.



### iCare Complete Sets



#### 2 High speed ports + 2 slow speed ports

MODEL	ORDER CODE
<b>iCare C2 Type</b>	<b>Y1002787</b>

#### 1 High speed port + 3 slow speed ports

MODEL	ORDER CODE
<b>iCare C3 Type</b>	<b>Y1002788</b>

### Contents

- iCare unit • Power cord • Chuck Cleaning Nozzle • Maintenance oil for iCare (1 Liter) • Mist filter set • Oil absorber sheet • Air tube

### Specifications

- Power Supply: AC 100-240 V 50/60 Hz • Air Pressure: 0.5-0.6 MPa (5.0-6.0 kgf/cm<sup>2</sup>) • Weight : 6.5 kg (C2 type / C3 type)
- Dimension : W 280 x D 240 x H 350 (mm) • Solution Tank Capacity : 1.2 L
- Connects only to Midwest 4-hole type • Air piping is necessary (5.0-6.0 kgf/cm<sup>2</sup>)
- Do not use iCare to lubricate air scalers and Phatelus air motors. The iCare lubricating system is not designed to lubricate those particular products. Maintain air scalers and Phatelus air motors as described in the operation manual for each product.
- If blood infiltrates inside a handpiece, iCare may not totally clean the internal handpiece components, and internal blood coagulation may cause product failure. In this case, NSK recommends to immediately lubricate those handpieces with PANA SPRAY Plus.






iCare Adaptors

MODEL		ORDER CODE
<b>PTL Adaptor</b>	• For NSK High Speed Handpieces for PTL-CL-LED Coupling	<b>Z257010</b>
<b>KV Adaptor</b>	• For KaVo® High Speed Handpieces for MULTIflex® LUX Coupling	<b>Z257020</b>
<b>SR Adaptor</b>	• For Sirona® High Speed Handpieces for Quick Coupling	<b>Z257023</b>
<b>WH Adaptor</b>	• For W&H® High Speed Handpieces for Roto Quick Coupling	<b>Z257021</b>
<b>BA Adaptor</b>	• For Bien-Air® High Speed Handpieces for Unifix® Coupling	<b>Z257022</b>
<b>F-Type Adaptor</b>	• For ENDO-MATE TC2, DT Heads	<b>Z280042</b>
<b>B2/M4 Adaptor</b>	• For Borden 2 hole High Speed Handpieces	<b>T904</b>
<b>QD Adaptor</b>	• For NSK High Speed handpieces for QD couplings	<b>Z257011</b>

Check with the dealer for the adaptors to mount other manufactures' handpieces.

Refill Maintenance Oil

MODEL	PRODUCTS	ORDER CODE	MODEL	PRODUCTS	ORDER CODE
<b>Maintenance Oil for iCare (1 Bottle, 1 litre)</b>		<b>Z016130</b>	<b>Mist Filter Set (door sponges)</b>	 • Pack of 12	<b>Y900159</b>
<b>Maintenance Oil for iCare (Pack of 6 Bottles)</b>		<b>Y1002783</b>	<b>Oil Absorber Sheet</b>	 • Pack of 10	<b>U433135</b>

Multi Stands 

NSK Multi Stand is the convenient way to organize and store NSK high and low speed handpieces and heads. Autoclavable at 135°C.











MODEL	ORDER CODE
<b>Multi Stand Complete</b>	<b>Z036</b>

• For NSK high speed and low speed attachments

MODEL	ORDER CODE
<b>Multi Stand for Phatelus</b>	<b>Z036002</b>

• 3 x Adaptor A • 2 x Adaptor C

Multi Stand Handpiece Adaptors 

MODEL		ORDER CODE
<b>Adaptor A</b>	 • For High speed handpieces and Phatelus air motors	<b>Z036201</b>
<b>Adaptor B</b>	 • For E-Type *Low speed handpieces and Phatelus air motor heads	<b>Z036202</b>
<b>Adaptor C</b>	 • For Phatelus and Mach couplings	<b>Z036203</b>
<b>Adaptor KV</b>	 • For KaVo® MULTIflex® LUX	<b>Z036204</b>
<b>Adaptor SR</b>	 • For Sirona® Quick Coupling	<b>Z036205</b>
<b>Adaptor WH</b>	 • For W&H® Roto Quick	<b>Z036207</b>
<b>Adaptor BA</b>	 • For Bien-Air® Unifix®	<b>Z036206</b>
<b>Adaptor F</b>	 • For Endo-Mate TC2 / DT & iSD900 heads	<b>Z036209</b>

\*E-Type: Conformable to ISO 3964.

# PANA SPRAY Plus

PANA SPRAY Plus is a specially formulated, highly effective general handpiece and air motor lubricant. Frequent application of PANA SPRAY Plus will assure handpiece and air motor performance and durability. Apply PANA SPRAY Plus every time before autoclaving any handpiece or air motor.



MODEL	ORDER CODE
<b>Pana Spray Plus</b>	<b>Z182100</b>

- For High & Low speed handpieces, and air motors
- 500 mL • Alcohol-contained lubricant

MODEL	ORDER CODE
<b>Pana Spray Plus Package</b>	<b>Y900630</b>

- For high & low speed handpieces, and air motors
- Alcohol-based lubricant • 500ml PANA SPRAY Plus pack of 6

MODEL	ORDER CODE
<b>Tip Nozzle</b>	<b>Z020201</b>

- For oiling handpiece chucks, air motors, and Midwest or Borden direct connection turbines.

## Spray Mist Absorber

A convenient way to contain mist spray from escaping into the environment. Simply insert the handpiece into the Absorber Pack then apply the spray lubricant.

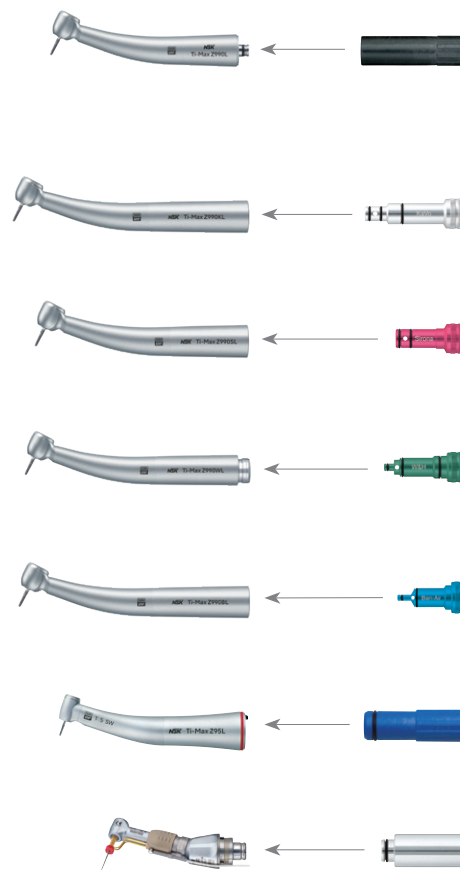


MODEL	ORDER CODE
<b>Spray Mist Absorber</b>	<b>Y900084</b>

- Pack of 10



## PANA SPRAY Plus Nozzles




\*E-Type: Conformable to ISO 3964.

## Multi Gauge

Measures handpiece tubing pressure. This includes drive air and water pressures.

Where applicable it also measures exhaust air and coolant air. Midwest 4 hole and Borden 2/3 hole fittings are available.



MODEL	ORDER CODE
-------	------------

**Phatelus Spray Nozzle P183090**

- For High speed attachments and air motors which attach to Phatelus and Mach Couplings

MODEL	ORDER CODE
-------	------------

**KV Nozzle Z090051**

- For KaVo® MULTIflex® LUX

MODEL	ORDER CODE
-------	------------

**SR Nozzle Z090052**

- For Sirona® Quick Coupling

MODEL	ORDER CODE
-------	------------

**WH Nozzle Z090054**

- For W&H® Roto Quick

MODEL	ORDER CODE
-------	------------

**BA Nozzle Z090053**

- For Bien-Air® Unifix®

MODEL	ORDER CODE
-------	------------

**E-Type Spray Nozzle Z019090**

- For E-Type \*attachments

MODEL	ORDER CODE
-------	------------

**F-Type Spray Nozzle Z256090**

- For Endo-Mate TC2 / DT & iSD900 heads

MODEL	ORDER CODE
-------	------------

**MG-4H Z109400**










- For Midwest 4 hole & LUX Coupling









MODEL	ORDER CODE
-------	------------

**MG-2/3H Z109200**

- For Borden 2/3 hole

# Handpieces Air Pressures

MODEL	Air Pressures MPa (kgf/cm <sup>2</sup> )
<b>Air Turbine</b>	
 Ti-Max Z	<b>PTL, KL:</b> <b>0.25-0.42 MPa</b> (2.5-4.2 kgf/cm <sup>2</sup> ) <b>SL:</b> <b>0.25-0.30 MPa</b> (2.5-3.0 kgf/cm <sup>2</sup> ) <b>BL:</b> <b>0.25-0.32 MPa</b> (2.5-3.2 kgf/cm <sup>2</sup> ) <b>WL:</b> <b>0.25-0.33 MPa</b> (2.5-3.3 kgf/cm <sup>2</sup> )
 S-Max M	<b>PTL:</b> <b>0.20-0.25 MPa</b> (2.0-2.5 kgf/cm <sup>2</sup> )
 S-Max pico	<b>K, KL, SL, W, WL, WLED, BL, BLED:</b> <b>0.25-0.30 MPa</b> (2.5-3.0 kgf/cm <sup>2</sup> )
 Ti-Max X450	<b>0.25-0.30 MPa</b> (2.5-3.0 kgf/cm <sup>2</sup> )
 Pana-Max PLUS	<b>0.18-0.22 MPa</b> (1.8-2.2 kgf/cm <sup>2</sup> )
 Pana-Max2	<b>PTL, M4, B2:</b> <b>0.20-0.25 MPa</b> (2.0-2.5 kgf/cm <sup>2</sup> ) <b>KV:</b> <b>0.25-0.30 MPa</b> (2.5-3.0 kgf/cm <sup>2</sup> )
 PRESTO AQUA LUX	<b>0.25-0.30 MPa</b> (2.5-3.0 kgf/cm <sup>2</sup> )
 PRESTO AQUA II	
 PRESTO II	<b>0.20-0.25 MPa</b> (2.0-2.5 kgf/cm <sup>2</sup> )

MODEL	Air Pressures MPa (kgf/cm <sup>2</sup> )
<b>Air Motor</b>	
 Ti-Max X205L	
 DynaLED M205LG	
 S-Max M205	<b>0.20-0.25 MPa</b> (2.0-2.5kgf/cm <sup>2</sup> )
 FX205m	
<b>Oral Hygiene</b>	
 Ti-Max S970	<b>0.30 MPa</b> (3.0 kgf/cm <sup>2</sup> )
 AS2000	<b>0.28 MPa</b> (2.8 kgf/cm <sup>2</sup> )
 Prophy-Mate neo	<b>0.27-0.40 MPa</b> (2.7-4.0 kgf/cm <sup>2</sup> )
 Perio-Mate	<b>0.30-0.40 MPa</b> (3.0-4.0 kgf/cm <sup>2</sup> )



DENTAL LABORATORY



# ULTIMATE XL series



## Great Hands Need Great Tools

The ULTIMATE XL Series offers a choice of four control units, according to space and user requirements. All functions are controlled by NSK's microcomputer which maintains smooth starting and stopping ensuring excellence in overall operability.





### Advantages

- Lightweight and compact body
- Long-term durability
- Ergonomic shaped handpiece
- Minimal noise and vibration
- Special dust proof mechanism



### ULTIMATE XL Series

Choice of 2 micromotors and 4 control units are available.

— Bench type — ULTIMATE XL	— Tower type — ULTIMATE XL-D	— Knee type — ULTIMATE XL-K	— Floor type — ULTIMATE XL-F
			
UMXL-G	UMXL-D	UMXL-K	UMXL-F

# ULTIMATE XL

## Bench Top System



### Features

- Speed of 1,000-50,000 min<sup>-1</sup>
- Digital Speed Display
- Maintenance Mode Setting
- Auto Cruise Function
- Error Code Display Function
- Brushless

\* Not applicable to connect with an air turbine handpiece

	MODEL	ORDER CODE
<b>Torque</b>	<b>UMXL-GT</b>	<b>Y141471</b>
<b>Compact</b>	<b>UMXL-GC</b>	<b>Y141472</b>

### Specifications

- Power Supply: AC 230 V 50/60 Hz
- Weight: 2.8 kg
- Dimensions : W 167 x D 247 x H 77 (mm)

### Contents

- Control unit • Micromotor Handpiece
- Foot Control • Handpiece Stand

# ULTIMATE XL-K

## Knee Control System



### Features

- Speed of 1,000-50,000 min<sup>-1</sup>
- Digital Speed Display
- Maintenance Mode Setting
- Auto Cruise Function
- Error Code Display Function
- Available to connect with an air turbine adaptor
- Brushless

	MODEL	ORDER CODE
<b>Torque</b>	<b>UMXL-KT</b>	<b>Y141495</b>
<b>Compact</b>	<b>UMXL-KC</b>	<b>Y141496</b>

### Specifications

- Power Supply: AC 230 V 50/60 Hz • Weight: 3.2 kg
- Dimensions : W 90 x D 270 x H 230 (mm)

### Contents

- Control unit • Micromotor Handpiece
- Handpiece Stand

# ULTIMATE XL-D

## Bench Top Tower System



### Features

- Speed of 1,000-50,000 min<sup>-1</sup>
- Digital Speed Display
- Maintenance Mode Setting
- Auto Cruise Function
- Error Code Display Function
- Available to connect with an air turbine adaptor
- Brushless

	MODEL	ORDER CODE
<b>Torque</b>	<b>UMXL-DT</b>	<b>Y141504</b>
<b>Compact</b>	<b>UMXL-DC</b>	<b>Y141505</b>

### Specifications

- Power Supply: AC 230 V 50/60 Hz • Weight: 3.3 kg
- Dimensions: W 81 x D 270 x H 230 (mm)

### Contents

- Control unit • Micromotor Handpiece • Foot Control
- Handpiece Stand

# ULTIMATE XL-F

## Floor Type Foot Control System



### Features

- Speed of 1,000-40,000 min<sup>-1</sup>
- Auto Cruise Function
- Available to connect with an air turbine adaptor
- Brushless
- \* Speed and all other function are controlled via foot control. For safety, maximum speed preset to 40,000 min<sup>-1</sup>.

	MODEL	ORDER CODE
<b>Torque</b>	<b>UMXL-FT</b>	<b>Y141513</b>
<b>Compact</b>	<b>UMXL-FC</b>	<b>Y141514</b>

### Specifications

- Power Supply: AC 230 V 50/60 Hz
- Weight: 3.8 kg
- Dimensions: W 230 x D 292 x H 113 (mm)

### Contents

- Control unit • Micromotor Handpiece
- Handpiece Stand



# ULTIMATE XL

## Features

- Ripple-free smooth rotation with 180° vector control system
- Powerful and stable torque across the entire speed range
- Easy-to-hold handpiece design ensures precision
- Lightweight compact body reduces hand fatigue and improves balance
- Unique dust-proof mechanism prevents contamination therefore achieving higher durability
- Minimal vibration, and noise from hermetically shielded micromotor unit
- Approximately 30% increased chuck strength enables you to work on a wider variety of materials
- Brushless



## Torque Micromotor & Cord

- Speed: 1,000-50,000 min<sup>-1</sup>
- Max. Torque : 8.7 Ncm

MODEL	ORDER CODE
<b>UMXL-T 2M</b>	<b>Y141441</b>

- Dimensions : L 151 x ø29 (mm)
- Weight : 215 g (Cord not included)
- Cord Length : 2 m



## Compact Micromotor & Cord

- Speed: 1,000-50,000 min<sup>-1</sup>
- Max. Torque : 6.0 Ncm

MODEL	ORDER CODE
<b>UMXL-C 2M</b>	<b>Y141445</b>

- Dimensions : L 144 x ø27 (mm)
- Weight : 181 g (Cord not included)
- Cord Length : 2 m



## E-type Micromotor & Cord

- Speed: 1,000-50,000 min<sup>-1</sup>
- Max. Torque : 6.0 Ncm

MODEL	ORDER CODE
<b>UMXL-EM 2M</b>	<b>E342002</b>

- Dimensions : L 118 x ø27 (mm)
- Weight : 129 g (Cord not included)
- Cord Length : 2 m

# Turbine Adaptor TA50

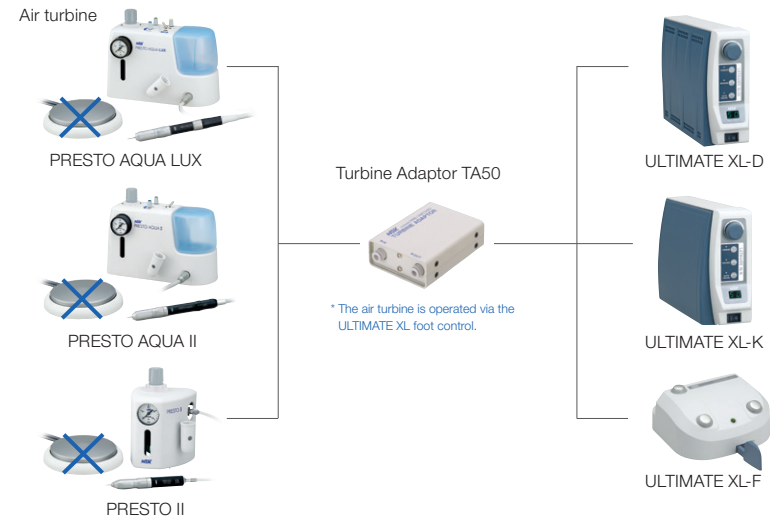
For ULTIMATE XL-D, XL-K and XL-F

TA50 air turbine adaptor allows you to quickly switch power source between air turbine handpiece and electric micromotor. Both handpieces are equally controllable with a single foot control or knee control.



MODEL	ORDER CODE
<b>TA50</b>	<b>U375</b>

- Turbine adaptor • W 75 x D 100 x H 30 (mm)



# VOLVERE i7



## Features

- Compact Design
- Automatic speed control
- Choice of foot or manual operation
- Ergonomic handpiece
- Special dust proof mechanism
- Extremely precise - Light and compact
- Hardly any vibrations, low noise level

## Standard Micromotor




## E-Type Micromotor



## High Torque, High Efficiency Coreless Motor

The micromotor in the VOLVERE i7 handpiece has no core and generates less rotary momentum. This contributes to the controllability of the rotation speed and reduces uneven rotation. In addition, this motor has higher power efficiency compared to a conventional motor and can maintain constant speed even at high speeds.



## VOLVERE i7 Complete Sets



	MODEL	ORDER CODE
<b>Standard</b>	<b>VOLVERE i7 RM</b>	<b>Y1002890</b>
<b>E-Type With Handpiece</b>	<b>VOLVERE i7 VR-EB</b>	<b>Y1002891</b>
<b>E-Type Without Handpiece</b>	<b>VOLVERE i7 E</b>	<b>Y1003523</b>

## Contents

- Control unit • Micromotor Handpiece • Foot control • Handpiece Stand

## Specifications

**Control Unit** • Power Supply : AC 230 V 50/60 Hz • Dimensions : W 69 x D 185 x H 167 (mm) • Weight : 930 g  
**Standard Type Motor Handpiece** • Speed : 1,000-35,000 min<sup>-1</sup> • Max. Torque : 4.1 Ncm • Dimensions : L 145 x ø24.5 (mm) • Weight : 192 g (without cord) • Cord Length : 1.2 m  
**E-Type Motor Handpiece** • Speed : 1,000-35,000 min<sup>-1</sup> • Max. Torque : 4.1 Ncm • Dimensions : L 109.3 x ø24.5 (mm) • Weight : 118 g (without cord) • Cord Length : 1.2 m



# PRESTO AQUA LUX

## LIGHT + WATER

Near-daylight LED technology illuminates with pinpoint accuracy. From mist to drops - complete spray control. Light and water combination means precise control across a broad area.



### LED light for optimum visibility

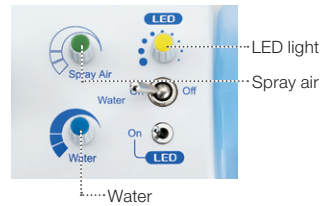
- Easy to use, showing you all the detail you require.
- LED illuminates any fine unevenness / air bubbles which cannot be seen under regular bench lighting, thus dramatically improving the quality of any adjustments.
- Enables precise work and assessment of materials under the microscope, which improves efficiency and reduces fatigue.

## Advantages

- Simple and easy removal of the water bottle
- On-Off function of LED light and water coolant spray
- Capable of running independently with the incorporated water bottle or connected to mains water supply



### Easy adjustment of the water coolant spray, LED light and spray air




## PRESTO AQUA LUX Complete Set

MODEL	ORDER CODE
PRESTO AQUA LUX	Y1001151

### Contents

- PRESTO AQUA LUX Control unit
- PRESTO AQUA LUX handpiece • PR-AQL Hose
- Foot control (AFC-40) • Secondary hose for PRESTO
- Handpiece stand • PRESTO AQUA LUX Cord • AC Adaptor

## PRESTO AQUA LUX Handpiece



### Water Coolant Options



Optic	MODEL	ORDER CODE
●	PRA-LUX-HP	T1002

- PRESTO AQUA LUX handpiece

Optic	MODEL	ORDER CODE
—	PR-AQL Hose	Z1050

- LED incorporated

# PRESTO AQUA II

## Lube Free Air Turbine Handpiece with Water Spray

### Advantages

- Simple and easy removal of the water bottle
- Seamless adjustments of water volume and spray air
- On-off function of water coolant spray
- Capable of running independently with the incorporated water bottle or connected to mains water supply



### PRESTO AQUA II Complete Set

Optic	MODEL	ORDER CODE
—	<b>PRESTO AQUA II</b>	<b>Y150023</b>

### Contents

- PRESTO AQUA II unit
- PRESTO AQUA handpiece
- QD-J B3 coupling
- Hose for PRESTO AQUA II
- Foot control (AFC-40)
- Secondary hose for PRESTO

### PRESTO AQUA Handpiece

- 320,000 min<sup>-1</sup>
- Water coolant spray
- Water coolant options
- Requires no lubrication
- Swivel twist-free handpiece
- Low noise and vibration
- Unique dust-proof mechanism



Optic	MODEL	ORDER CODE
—	<b>PRA-HP</b>	<b>T816</b>

- PRESTO AQUA handpiece

Optic	MODEL	ORDER CODE
—	<b>QD-J B3</b>	<b>T354051</b>

- PRESTO AQUA coupling

# PRESTO II

## Lube Free Air Turbine Handpiece

### Advantages

- Lightweight and compact



### PRESTO II Complete Set

Optic	MODEL	ORDER CODE
—	<b>PRESTO II</b>	<b>Y150022</b>

### Contents

- PRESTO II unit
- PRESTO handpiece
- Handpiece stand
- Hose for PRESTO
- Foot control (AFC-40)
- Secondary hose for PRESTO

### PRESTO Handpiece

- 320,000 min<sup>-1</sup>
- Requires no lubrication
- Low noise and vibration
- Unique dust-proof mechanism



Optic	MODEL	ORDER CODE
—	<b>PR-HP</b>	<b>T815</b>







- Includes 2 m hose






SPARE PARTS / COMPONENTS

SPARE PARTS / COMPONENTS



Ti-Max Z Series P.26-27

MODEL	PRODUCTS	ORDER CODE
<b>SX3-NU03</b> Cartridge for Micro head		<b>PA2307X001</b>
<b>TiZ9-MU03</b> Cartridge for Miniature head		<b>PA2380X001</b>
<b>TiZ9-SU03</b> Cartridge for Standard head		<b>PA2381X001</b>
<b>SX-NU04</b> Head cap for Micro head		<b>PA2307X050</b>
<b>TiZ9-MU04</b> Head cap for Miniature head		<b>PA2380X050</b>
<b>TiZ9-SU04</b> Head cap for Standard head		<b>PA2381X050</b>

S-Max M Series P.30-31

MODEL	PRODUCTS	ORDER CODE
<b>SX-MU03</b> Cartridge for Miniature head		<b>P1280</b>
<b>SX-SU03</b> Cartridge for Standard head		<b>P1281</b>
<b>PTL O-ring Set</b> (Pack of 5)		<b>Y900580</b>

S-Max pico Series P.34-35



MODEL	PRODUCTS	ORDER CODE
<b>SX-PU03</b> Cartridge for S-Max pico		<b>P1140200</b>
<b>PTL O-ring Set</b> (Pack of 5)		<b>Y900580</b>

Ti-Max X450 Series P.40-41


MODEL	PRODUCTS	ORDER CODE
<b>PTL O-ring Set</b> (Pack of 5)		<b>Y900580</b>

MODEL	PRODUCTS	ORDER CODE
<b>PTL O-ring Set</b> (Pack of 5)		<b>Y900580</b>
<b>S970 O-ring Set</b> (Pack of 5)		<b>Y1001953</b>
<b>SX-NU05</b> Head cap wrench for Micro Head		<b>PA2307X765</b>
<b>TiZ9-SU05</b> Head cap wrench for Miniature head & Standard head		<b>PA2381X765</b>
<b>Cleaning Wire</b>		<b>Z144101</b>



MODEL	PRODUCTS	ORDER CODE
<b>SX-MU04</b> Head cap for Miniature head		<b>P1001500</b>
<b>SX-SU04(YOS)</b> Head cap for Standard head		<b>P1027500</b>
<b>SX-SU05</b> Head cap wrench for Miniature head & Standard head		<b>20000535</b>

MODEL	PRODUCTS	ORDER CODE
<b>SX-PU04</b> Head cap for S-Max pico		<b>P1140500</b>
<b>SX-PU05</b> Head cap wrench for S-Max pico		<b>20002803</b>




Couplings P.16-17

MODEL	PRODUCTS	ORDER CODE
<b>Non-Retraction Valve</b>		<b>P401054</b>




Pana-Max2 P.44-45


MODEL	PRODUCTS	ORDER CODE
<b>PAX2-SU03</b> Cartridge		<b>P1190</b>
<b>PAX2-SU04</b> Head cap		<b>P1190050</b>



**Pana-Max PLUS P.46-47**




MODEL	PRODUCTS	ORDER CODE
<b>SX-MU03</b> Cartridge for Miniature head		<b>P1280</b>
<b>SX-SU03</b> Cartridge for Standard head		<b>P1281</b>
<b>SX-MU04</b> Head cap for Miniature head		<b>P1001500</b>

FX Series P.72-73

MODEL	PRODUCTS	ORDER CODE
<b>FX25-04</b> Head cap for FX25m		<b>C1052500</b>
<b>FX25-03</b> Cartridge for FX25m		<b>C1052700</b>
<b>FX Spray nozzle</b> For FX25m/FX15m		<b>C1052702</b>

MODEL	PRODUCTS	ORDER CODE
<b>PAX2-SU05</b>		<b>P1190765</b>

MODEL	PRODUCTS	ORDER CODE
<b>SX-SU04(YOS)</b> Head cap for Standard head		<b>P1027500</b>
<b>SX-SU05</b> Head cap wrench for Miniature head & Standard head		<b>20000535</b>

MODEL	PRODUCTS	ORDER CODE
<b>Spray Nozzle</b> For FX65m		<b>H019711</b>
<b>FX Wrench</b> For FX25m		<b>C1052701</b>
<b>Tube</b>		<b>Z166101</b>


















EX Series P.74-77

MODEL	PRODUCTS	ORDER CODE
<b>FPB-03</b> Cartridge for FPB		<b>C875060</b>
<b>NAC-03</b> Cartridge for NAC		<b>C030011</b>
<b>BB-03</b> Cartridge for BB		<b>C037015</b>
<b>NBB-03</b> Cartridge for NBBW		<b>C210015</b>
<b>FFB-03</b> Cartridge for FFB		<b>C884060</b>
<b>Spray Nozzle</b> For NAC, BB, FPB, FFB, TEP		<b>C032701</b>












Varios Combi Pro P.104






MODEL	PRODUCTS	ORDER CODE
<b>Chamber</b> (For Prophy use)		<b>U1135018</b>
<b>Chamber</b> (For Perio use)		<b>U1135019</b>
<b>Handpiece Hose</b> (For Prophy use)		<b>T1051001</b>
<b>Handpiece Hose</b> (For Perio use)		<b>T1053001</b>
<b>Powder Handpiece</b> (For Prophy use)		<b>T1074001</b>
<b>Powder Handpiece</b> (For Perio use)		<b>T1077001</b>
<b>Nozzle</b> (For Prophy use)		<b>T1074012</b>
<b>Nozzle</b> (For Perio use)		<b>T1077012</b>
<b>VCP Bottle Set</b> Bottle and Cap		<b>U1135017</b>
<b>VA2-LUX-HP</b> Optic Handpiece		<b>E351050</b>

MODEL	PRODUCTS	ORDER CODE
<b>Spray Nozzle</b> For EX-5B, EX-6B		<b>H019711</b>
<b>FPB-02</b> Middle Gear		<b>C875012</b>
<b>NAC-02</b> Middle Gear		<b>C032012</b>
<b>Cap Wrench</b> For AR-Y(S)		<b>C185751</b>
<b>Cap Wrench</b> (Black)		<b>C071751</b>
<b>Tube</b>		<b>Z166101</b>

MODEL	PRODUCTS	ORDER CODE
<b>VA2LUX-SC</b> Handpiece Cord for VA2LUX		<b>E351054</b>
<b>FC-79</b> Foot Control		<b>Z1256001</b>
<b>Water Filter Set</b> 3.6 m		<b>U1135078</b>
<b>Water Filter</b>		<b>U387042</b>
<b>Water Filter Set</b>		<b>Y900069</b>
<b>Water Pressure Reducing Valve</b>		<b>U1135093</b>
<b>CR-10</b> Tip Wrench		<b>Z221076</b>
<b>Tip Holder</b>		<b>Z221080</b>
<b>Tip Cover L</b>		<b>Z217850</b>
<b>Tip Cover S</b>		<b>Z217851</b>

Varios Combi Pro P.104













MODEL	PRODUCTS	ORDER CODE
<b>Sterilization case</b>		<b>Z1035001</b>
<b>Irrigation Pump</b>		<b>U1135079</b>
<b>O-ring set (Chamber Base Connector)</b> (Pack of 5)		<b>Y1003435</b>
<b>Chamber Cap</b>		<b>U1135089</b>
<b>O-ring</b> For Chamber Cap		<b>Y1003545</b>
<b>O-ring set</b> (Irrigation Bottle)		<b>Y1003544</b>
<b>O-ring</b> 1 for the Handpiece Cord		<b>Y1003546</b>
<b>O-ring set</b> Handpiece Hose		<b>Y1003500</b>
<b>O-ring set</b> (Nozzle)		<b>Y1003501</b>
<b>Air Hose</b> 3.6 m		<b>D0914406036</b>
<b>Spanner Wrench</b> 5x8 (Pack of 2)		<b>Y1001301</b>

MODEL	PRODUCTS	ORDER CODE
<b>Ring Wrench</b>		<b>T1074601</b>
<b>E TIP WRENCH</b>		<b>Z217399</b>
<b>Perio-Mate Nozzle Tip</b> (Pack of 40)		<b>Y1002741</b>
<b>Nozzle Tip Remover</b>		<b>T1043751</b>
<b>Lubrication Oil</b>		<b>Z016112</b>
<b>Cleaning Wire (L)</b>		<b>T798091</b>
<b>Cleaning Wire (S)</b>		<b>T798095</b>
<b>Cleaning File</b>		<b>T798092</b>
<b>Cleaning Brush</b>		<b>T798093</b>
<b>Unlocking tool</b>		<b>U1135256</b>
<b>Fuse</b>		<b>D1202220010</b>




SPARE PARTS / COMPONENTS

Varios 970 / 570 / 370 / 170 P.119-122












MODEL	PRODUCTS	ORDER CODE
<b>VA2-LUX-HP</b> Optic Handpiece		<b>E351050</b>
<b>VA2-HP</b> Non-Optic Handpiece		<b>E350050</b>
<b>VA970LUX-SC</b> Handpiece Cord for Varios 970 LUX		<b>E351055</b>
<b>VA970-SC</b> Handpiece Cord for Varios 970		<b>E350055</b>
<b>VA170LUX-SC</b> Handpiece Cord for Varios 170 LUX		<b>E351056</b>
<b>VA170-SC</b> Handpiece Cord for Varios 170		<b>E350056</b>
<b>FC-70</b> Foot Control (2.5 m)		<b>Z1008001</b>
<b>FC-71</b> Foot Control (5 m) for Varios 370		<b>Z1008002</b>
<b>AC Adaptor</b> (2 m) For Varios 570		<b>Y1001762</b>
<b>AC Adaptor</b> (5 m) For Varios 370		<b>Y1001790</b>
<b>Water Supply Connector</b>		<b>U387030</b>
<b>Water Filter Set (2 m)</b> 2 water supply tube, water filter, water filter case		<b>U387040</b>
<b>Water Filter Set (4 m)</b> For Varios 370 2 water supply tube, water filter, water filter case		<b>U1007080</b>
<b>Water Supply Tube</b> (2 m)		<b>U387580</b>
<b>Water Supply Tube</b> (4 m) For Varios 370		<b>D0914406040</b>
<b>Water Filter Case</b>		<b>Y900069</b>
<b>Water Filter</b>		<b>U387042</b>




MODEL	PRODUCTS	ORDER CODE
<b>Tube Ring</b> (Pack of 2)		<b>Y900077</b>
<b>CR-10</b> Tip Wrench		<b>Z221076</b>
<b>E Tip Replacement Wrench</b>		<b>Z217399</b>
<b>Tip Holder</b>		<b>Z221080</b>
<b>Tip Cover L</b>		<b>Z217850</b>
<b>Tip Cover S</b>		<b>Z217851</b>
<b>Sterilization case</b>		<b>Z1035001</b>
<b>Handpiece Holder</b> For Varios 370		<b>10001505</b>
<b>VA Bottle 400</b> (400 mL) For Varios 970		<b>Z1047001</b>
<b>Irrigation Pump</b> For Varios 970		<b>10000643</b>
<b>O-ring</b> For Handpiece Cord		<b>D0310020080</b>
<b>O-ring</b> Thin section For VA Bottle 400		<b>D0312090100</b>
<b>O-ring</b> Thin section For VA Bottle 400		<b>D0310075150</b>
<b>Varios 350/370 Stand</b>		<b>Z254</b>
<b>Varios 350/370 Mounting Bracket</b>		<b>Z259</b>
<b>Control Unit Holder</b> For Varios 370		<b>Y1001812</b>
<b>Spanner Wrench</b> 5x8 (Pack of 2)		<b>Y1001301</b>

S970 / AS2000 Air Scaler P.148-150












MODEL	PRODUCTS	ORDER CODE
<b>CR-20</b> Tip Replacement Wrench with Torque Limiter		<b>Z1090001</b>
<b>E Tip Replacement Wrench</b>		<b>Z217399</b>
<b>Tip Holder</b>		<b>Z252080</b>







MODEL	PRODUCTS	ORDER CODE
<b>PMN-HP</b> Handpiece with 60° nozzle head		<b>T797010</b>
<b>Nozzle 60°</b>		<b>T797012</b>
<b>Nozzle 80°</b>		<b>T797013</b>
<b>Powder Case Cover</b>		<b>T798133</b>
<b>Gasket</b>		<b>T798135</b>
<b>O-ring</b> (Front Nozzle)		<b>D0312039070</b>
<b>O-ring</b> (neo) (Rear Nozzle)		<b>D0312029070</b>
<b>PTL O-ring Set</b> (Pack of 5)		<b>Y900580</b>
<b>PM O-ring Set</b> (Pack of 3)		<b>Y900054</b>
<b>Ring Wrench</b>		<b>T797601</b>
<b>Blower Nozzle-PTL (neo)</b>		<b>T798094</b>

MODEL	PRODUCTS	ORDER CODE
<b>Tip Cover L</b>		<b>Z217850</b>
<b>Tip Cover S</b>		<b>Z217851</b>
<b>S970 O-ring Set</b> (Pack of 4) For S970		<b>Y1001953</b>




  

MODEL	PRODUCTS	ORDER CODE
<b>Blower Nozzle-KV (neo)</b>		<b>T886094</b>
<b>Blower Nozzle-SR (neo)</b>		<b>T887094</b>
<b>Blower Nozzle-WH (neo)</b>		<b>T888094</b>
<b>Blower Nozzle-BA (neo)</b>		<b>T889094</b>
<b>Blower Nozzle-M4 (neo)</b>		<b>T884094</b>
<b>Blower Nozzle-B2 (neo)</b>		<b>T885094</b>
<b>Lubrication Oil</b>		<b>Z016112</b>
<b>Cleaning Wire (L)</b>		<b>T798091</b>
<b>Cleaning Wire (S)</b>		<b>T798095</b>
<b>Cleaning File</b>		<b>T798092</b>
<b>Cleaning Brush</b>		<b>T798093</b>



Perio-Mate P.112

MODEL	PRODUCTS	ORDER CODE
PER-HP		T1043010
Nozzle		T1043012
Powder Case Cover		T798133
Gasket		T798135
O-ring (Front Nozzle)		D0312039070
O-ring (PER) (Rear Nozzle)		D0312023060
PTL O-ring Set (Pack of 5)		Y900580
PM O-ring Set (Pack of 3)		Y900054
Ring Wrench		T797601
Nozzle Tip Remover		T1043751
Blower Nozzle-PTL (PER)		T1042094




iProphy P.159

MODEL	PRODUCTS	ORDER CODE
iProphy Motor handpiece		EA11170020
iProphy Stand		UA10910020
AC ADAPTOR		Y1500014

MODEL	PRODUCTS	ORDER CODE
Blower Nozzle-KV (PER)		T1044094
Blower Nozzle-SR (PER)		T1046094
Blower Nozzle-WH (PER)		T1048094
Blower Nozzle-BA (PER)		T1050094
Blower Nozzle-M4 (PER)		T1052094
Blower Nozzle-B2 (PER)		T1054094
Lubrication Oil		Z016112
Cleaning Wire (L)		T798091
Cleaning Wire (S)		T798095
Cleaning File		T798092
Cleaning Brush		T798093





MODEL	PRODUCTS	ORDER CODE
BATTERY PACK		E1080052
F-Type Spray Nozzle		Z256090

ENDO-MATE TC2 P.163



MODEL	PRODUCTS	ORDER CODE
Ni-MH Rechargeable Battery (Pack of 2)		Y900103
Battery Charger		U614
Power Cord		U439550



\* Use only a rechargeable battery, size AAA Ni-MH (Nickel Metal Hydride). Never attempt to use a non rechargeable battery.





ENDO-MATE DT2 P.165



MODEL	PRODUCTS	ORDER CODE
ENDO-MATE DT2 Unit		U1138001
ENDO-MATE DT2 Motor and Cord		E1169001
ENDO-MATE DT adaptor		U480
Handpiece stand		Z095205

iPexII P.169

MODEL	PRODUCTS	ORDER CODE
iPexII File Clip		U1109351
iPexII Tester		U1109353







MODEL	PRODUCTS	ORDER CODE
Cord For MPA / MPAS		C876021
Connection Cord Clip		C876509

MODEL	PRODUCTS	ORDER CODE
Cord For MPA / MPAS		C876021
Connection Cord Clip		C876509
Rechargeable battery		U421070
F-Type Spray Nozzle		Z256090


MODEL	PRODUCTS	ORDER CODE
iPexII Probe		U1109352
Lip Hook		U501513

ENDO-MATE TC2 / ENDO-MATE DT2 Heads P.166-167






Heads for Endodontic Application

MODEL	PRODUCTS	ORDER CODE
<b>MP-Y</b> Miniature Head, for Ni-Ti files (ø2.35), Push Button Chuck		<b>C547</b>
	360° Rotation 	
<b>MPA-Y</b> Connection for Apex locator (for long shank), Miniature Head, for Ni-Ti files (ø2.35), Push Button Chuck		<b>C548</b>
	360° Rotation 	
<b>MPAS-Y</b> Connection for Apex locator (for short shank), Miniature Head, for Ni-Ti files (ø2.35), Push Button Chuck		<b>C882</b>
	360° Rotation 	

Dentalone P.175














MODEL	PRODUCTS	ORDER CODE
<b>Saliva ejector with connector</b>		<b>57064</b>
<b>Hose</b>		<b>57064-1</b>
<b>Screwing cap suction, assembled</b>		<b>57068</b>
<b>Suction bottle complete</b>		<b>57072</b>
<b>Screwing cap water, assembled</b>		<b>57069</b>
<b>Water tank complete</b>		<b>57073</b>
<b>Cover assembled</b>		<b>57082</b>
<b>Socket assembled</b>		<b>57088</b>












Endodontic Application

MODEL	PRODUCTS	ORDER CODE
<b>FC</b> 1:1 Direct Drive		<b>C873</b>
<b>F4R</b> 4:1 Reduction		<b>C872</b>
<b>F10R</b> 10:1 Reduction		<b>C398</b>
<b>F16R</b> 16:1 Reduction		<b>C871</b>
<b>F20R</b> 20:1 Reduction		<b>C399</b>

MODEL	PRODUCTS	ORDER CODE
<b>NLX motor cord</b>		<b>37074</b>
<b>Cord for Scaler Varios 170</b>		<b>37075</b>
<b>FC-76</b> Foot Control		<b>Z1082</b>
<b>Syringe tip</b>		<b>37066</b>
<b>Saliva ejector sieve</b>		<b>37064.6</b>
<b>Saliva ejector adaptor</b>		<b>37064.7</b>
<b>Sterilization case</b>		<b>Z1035001</b>
<b>CR-10</b> Tip Wrench		<b>Z221076</b>





VIVA ace P.181

MODEL	PRODUCTS	ORDER CODE
<b>isoE-LUX</b>		<b>Z1265</b>
<b>V-ace Vacuum Nozzle</b> (Pack of 10)		<b>S900070</b>
<b>V-ace Vacuum Hose Set</b>		<b>U1144074</b>
<b>V-ace Vacuum Bottle Set</b>		<b>U1146070</b>
<b>V-ace Vacuum Bottle Cap</b>		<b>UA11440195</b>
<b>V-ace Suction Waste Bottle</b>		<b>U1146075</b>
<b>VS Suction Waste Bottle Lid</b>		<b>Z1240051</b>
<b>Filter</b> including O-Ring		<b>UA11440189</b>
<b>O-Ring</b> for Filter		<b>D0312128060</b>
<b>V-ace 3 way Syringe Set</b>		<b>U1144040</b>
<b>V-ace 3 way Syringe Nozzle</b>		<b>U1144046</b>
<b>V-ace Vacuum Junction Hose</b>		<b>U1144753</b>
<b>Vacuum Cap A</b>		<b>U1144750</b>






MODEL	PRODUCTS	ORDER CODE
<b>Vacuum Cap B</b>		<b>U1144751</b>
<b>Hose Cap</b>		<b>U1144752</b>
<b>V-ace Water Bottle Set</b>		<b>U1146080</b>
<b>V-ace Water Bottle Cap</b>		<b>UA11460103</b>
<b>V-ace Water bottle</b>		<b>U1146085</b>
<b>FC-76S</b> Foot Control		<b>Z1082005</b>
<b>FC-70S</b> Foot Control		<b>Z1008006</b>
<b>AC Power Cord</b>		<b>U439550</b>
<b>Shoulder Belt</b>		<b>U1144370</b>
<b>Gasket</b> For Water Bottle		<b>U1144729</b>
<b>Gasket</b> For Vacuum Bottle		<b>U1144636</b>
<b>Gasket</b> For Vacuum Bottle		<b>Z1137352</b>



VIVAMATE G5 P.183

MODEL	PRODUCTS	ORDER CODE
<b>VIVAMATE G5 230V</b> Control unit		<b>U1068004</b>
<b>VMG30EM MC</b> VIVAMATE G5 Micromotor with Cord		<b>E1069002</b>
<b>FC-76M</b> Foot Control (Optional)		<b>Z1082002</b>
<b>Handpiece Stand</b>		<b>Z095206</b>





Surgic Pro2 P.194-195





MODEL	PRODUCTS	ORDER CODE
<b>SGL80M</b> (Optic Motor & Cord)		<b>Y1004211</b>
<b>SG80M</b> (Non-Optic Motor & Cord)		<b>Y1004212</b>
<b>FC-81</b> (FOOT CONTROL WIRELESS)		<b>Z1401001</b>
<b>Coolant Solution Hanger Post</b>		<b>U370152</b>
<b>Irrigation Tube</b> (Pack of 5)		<b>Y900113</b>






Surgic Pro2 / VarioSurg 4 P.186-195, 218-223





MODEL	PRODUCTS	ORDER CODE
<b>Link Stand3</b>		<b>ZA16230001</b>

Surgic Pro+ P.200-201






MODEL	PRODUCTS	ORDER CODE
<b>Tube Holder</b>		<b>E295105</b>
<b>Handpiece Stand</b>		<b>Z1029201</b>
<b>Irrigation Tube</b> (Pack of 5)		<b>Y900113</b>
<b>Coolant Solution Hanger Post</b>		<b>U370152</b>

MODEL	PRODUCTS	ORDER CODE
<b>Battery Pack</b>		<b>Y1002886</b>
<b>AC Adaptor</b> For VIVAMATE G5		<b>U1115</b>
<b>AC Power Cord</b>		<b>U439550</b>
<b>Carrying Set</b> For VIVAMATE G5		<b>Y1002171</b>


MODEL	PRODUCTS	ORDER CODE
<b>AC Power Cord</b>		<b>U260414</b>
<b>Handpiece Stand</b>		<b>Z1402110</b>
<b>Tube Holder</b> (Pack of 7)		<b>Y900083</b>
<b>Protection Plug</b>		<b>10001595</b>
<b>Tube Holder</b>		<b>E1198105</b>

MODEL	PRODUCTS	ORDER CODE
<b>Handle Set</b>		<b>Z1027001</b>
<b>Protection Plug</b>		<b>10001595</b>
<b>Tube Holder</b> (Pack of 7)		<b>Y900083</b>
<b>SG-CASE</b> Sterilisation Cassette		<b>20001348</b>







VarioSurg 4 P.222-223

MODEL	PRODUCTS	ORDER CODE
<b>E Tip Replacement Wrench</b> For V10-S		<b>Z217399</b>
<b>CR-40</b> For SG1A, SG8A, Socket Lift Tip VS Tip Wrench		<b>Z305350</b>
<b>CR-30</b> Tip Wrench		<b>10000977</b>
<b>Tips Holder</b>		<b>20001327</b>
<b>Handpiece Stand</b>		<b>Z1029201</b>




Implant Handpieces P.202-208






MODEL	PRODUCTS	ORDER CODE
<b>Internal Spray Nozzle</b>		<b>10000324</b>
<b>Nozzle Holder</b> X-SG20L remove X-DSG20Lh, X-DSG20h X-DSG20L, X-DSG20		<b>20000396</b>
<b>Nozzle Holder</b> For SG20		<b>20000357</b>

Implant Handpieces SGM / SGMS series P.209

MODEL	PRODUCTS	ORDER CODE
<b>SGM-I</b> Ultra Miniature Head Latch type		<b>C293001</b>
<b>SGMS-I</b> With Depth Indicator		<b>C594001</b>
<b>ER16i</b> 16:1 Reduction Handpiece		<b>C628001</b>
<b>ER20i</b> 20:1 Reduction Handpiece		<b>C629001</b>
<b>Internal Spray Nozzle</b> For SGM / SGMS		<b>C293025</b>
<b>Irrigation Tube Clamp</b>		<b>C202750</b>

MODEL	PRODUCTS	ORDER CODE
<b>Coolant Solution Hanger Post</b>		<b>U370152</b>
<b>Irrigation Tube</b> (Pack of 5)		<b>Y900113</b>
<b>Tube Holder</b> (Pack of 7)		<b>Y900767</b>
<b>VA-SG-CASE</b> Sterilization Cassette		<b>20001326</b>

MODEL	PRODUCTS	ORDER CODE
<b>Y-Connector</b>		<b>C823752</b>
<b>Cleaning Wire</b>		<b>20000512</b>
<b>Spray Nozzle</b> For SGX-E20R		<b>HA12000122</b>

MODEL	PRODUCTS	ORDER CODE
<b>Y-Connector</b>		<b>C823752</b>
<b>Wrench for Handpiece Attachment</b> For SGM / SGMS		<b>Z103101</b>
<b>Ruler</b> For SGMS		<b>Z217399</b>
<b>Depth Indicator (L)</b> For SGMS		<b>C594031</b>
<b>Depth Indicator (S)</b> For SGMS		<b>C594021</b>

SPARE PARTS / COMPONENTS





Micro Surgery Handpieces P.209

MODEL	PRODUCTS	ORDER CODE
<b>Spray Nozzle</b> For SGS, SGA		<b>H263018</b>




Micro Saw Handpieces P.210-211

MODEL	PRODUCTS	ORDER CODE
<b>Spray Nozzle</b> For SGR, SGT, SGO		<b>SH162035</b>

Osseo 100/100+ P.215

MODEL	PRODUCTS	ORDER CODE
<b>Multipeg Driver</b>		<b>55003</b>
<b>Sterile cover</b>		<b>55105</b>
<b>Mains adapter</b>		<b>55093</b>
<b>EU plug</b>		<b>55094</b>


iSD900 P.217

MODEL	PRODUCTS	ORDER CODE
<b>Quick Charger for iSD900</b>		<b>U1070001</b>
<b>Power Cord</b>		<b>U439550</b>
<b>Torque Calibrator</b>		<b>Z1056001</b>




\* Use only a rechargeable battery, size AAA Ni-MH (Nickel Metal Hydride). Never attempt to use a non rechargeable battery.

iCare+ P.253

MODEL	PRODUCTS	ORDER CODE
<b>E-type O-ring joint</b> (Pack of 4)		<b>Y900185</b>




MODEL	PRODUCTS	ORDER CODE
<b>Spanner 8x5</b>		<b>K040751</b>

MODEL	PRODUCTS	ORDER CODE
<b>UK plug</b>		<b>55095</b>
<b>AU plug</b>		<b>55096</b>
<b>US plug</b>		<b>55097</b>











MODEL	PRODUCTS	ORDER CODE
<b>Calibration Bur</b>		<b>Z1057101</b>
<b>On/Off Switch Lever</b>		<b>Z1070001</b>
<b>Ni-MH Rechargeable Battery</b> (Pack of 2)		<b>Y900103</b>




MODEL	PRODUCTS	ORDER CODE
<b>Drip Tray</b>		<b>S103206</b>







iCare P.257

MODEL	PRODUCTS	ORDER CODE
<b>Maintenance Oil for iCare</b> (1 Bottle, 1 litre)		<b>Z016130</b>
<b>Chuck Cleaning Nozzle</b>		<b>Z257301</b>
<b>Air Filter</b>		<b>U508352</b>

ULTIMATE XL / XL-D / XL-K / XL-F P.268-270

MODEL	PRODUCTS	ORDER CODE
<b>UMXL-TM</b> Motor Torque type (with 1.2 m cord)		<b>E355</b>
<b>UMXL-CM</b> Motor Compact type (with 1.2 m cord)		<b>E356</b>
<b>UMXL-TM 2 M</b> Motor Torque type (with 2 m cord)		<b>E355002</b>
<b>UMXL-CM 2 M</b> Motor Compact type (with 2 m cord)		<b>E356002</b>
<b>UHRXL-T</b> Attachment Torque type		<b>H269</b>
<b>UHRXL-C</b> Attachment Compact type		<b>H271</b>
<b>Motor Cord T</b> (Torque type 1.2 m)		<b>E355051</b>
<b>Motor Cord C</b> (Compact type 1.2 m)		<b>E356051</b>
<b>Motor Cord T 2M</b> (Torque type 2 m)		<b>E355055</b>
<b>Motor Cord C 2M</b> (Compact type 2 m)		<b>E356055</b>

MODEL	PRODUCTS	ORDER CODE
<b>Mist Filter Set (door sponges)</b>	 • Pack of 12	<b>Y900159</b>
<b>Oil Absorber Sheet</b>	 • Pack of 10	<b>U433135</b>
<b>HP Head Filter</b> (Pack of 200)		<b>U1120118</b>




MODEL	PRODUCTS	ORDER CODE
<b>FC-64</b> Foot Control (For XL / XL-D)		<b>Z304</b>
<b>Handpiece Stand</b> (wrench is not included)		<b>Z095201</b>
<b>Suspension Handpiece Cradle</b> (For XL)		<b>Z083</b>
<b>Chuck-2.35A</b>		<b>H203A180A</b>
<b>Handpiece Holder</b> (For XL)		<b>Y900770</b>
<b>Wrench for Locking Rotation</b>		<b>H269751</b>
<b>Wrench for Adjusting Chuck</b>		<b>K015751</b>
<b>Bracket Set</b> (For XL-D / XL-K)		<b>U364090</b>
<b>Fuse-T1.6A</b>		<b>D1202216010</b>

SPARE PARTS / COMPONENTS



**VOLVERE i7 P.273**





MODEL	PRODUCTS	ORDER CODE
<b>GX35RM-B &amp; SCD</b> Motor + cord		<b>E1179</b>
<b>GX35EM-B &amp; SCD</b> E-type motor + cord		<b>E1180</b>
<b>UHR45C</b> Handpiece for GX35RM-B		<b>H203002</b>
<b>VR-EB</b> E-Type Handpiece		<b>H1062</b>
<b>Carbon Brush</b> For GX35RM-B / GX35EM-B (Pack of 2)		<b>E023011S</b>

**PRESTO AQUA LUX P.275**


MODEL	PRODUCTS	ORDER CODE
<b>PR-AQL Hose</b> Coupling Hose		<b>Z1050</b>
<b>PR-AQL03</b> PRESTO AQUA LUX Cartridge		<b>T1002250</b>
<b>Handpiece Stand</b>		<b>Z095206</b>

**PRESTO AQUA II P.276**








MODEL	PRODUCTS	ORDER CODE
<b>Hose for PRESTO AQUA II</b>		<b>Z308050</b>
<b>QD-J B3</b> Coupling		<b>T354051</b>

MODEL	PRODUCTS	ORDER CODE
<b>Chuck-2.35A</b>		<b>H203A180A</b>
<b>FC-76</b> Foot Control		<b>Z1082</b>
<b>Handpiece Stand</b>		<b>Z095206</b>
<b>Wrench for Adjusting Chuck</b>		<b>K015751</b>






MODEL	PRODUCTS	ORDER CODE
<b>AC Adaptor</b> PR-AQL + cord		<b>Y1500004</b>
<b>PRESTO AQUA LUX Cord</b>		<b>U439550</b>
<b>PTL O-ring Set</b> (Pack of 5)		<b>Y900580</b>








MODEL	PRODUCTS	ORDER CODE
<b>PR-AQ03</b> PRESTO AQUA Cartridge		<b>T816016</b>





**PRESTO AQUA LUX / PRESTO AQUA II P.275-276**

MODEL	PRODUCTS	ORDER CODE
<b>Chuck</b>		<b>T815019</b>
<b>AFC-40</b> Foot Control		<b>Z127</b>
<b>Secondary Hose for PRESTO</b> (2 m)		<b>Z101240</b>
<b>Water Filter Set</b> (2 water supply tube, water filter, water filter case)		<b>U387040</b>
<b>Water Filter with Case</b>		<b>Y900069</b>
<b>Water Filter</b>		<b>U387042</b>
<b>Tube Ring</b> (Pack of 2)		<b>Y900077</b>

**PRESTO II P.277**

MODEL	PRODUCTS	ORDER CODE
<b>Handpiece Stand</b>		<b>Z010134</b>
<b>AFC-40</b> Foot Control		<b>Z127</b>
<b>PR-03</b> PRESTO Cartridge		<b>T815016</b>
<b>Chuck</b>		<b>T815019</b>
<b>Hose for PRESTO</b> (2 m)		<b>T815220</b>

MODEL	PRODUCTS	ORDER CODE
<b>PRA II</b> Bottle Set		<b>Z308040</b>
<b>PRA II</b> Bottle Lid		<b>Z308041</b>
<b>PRA II</b> Bottle		<b>Z308601</b>
<b>PRA II Bottle O-ring set</b> (Pack of 2)		<b>Y900327</b>
<b>Bracket Set</b>		<b>Z308060</b>
<b>Chuck Wrench</b>		<b>C034751</b>
<b>Bur-inserting Tool</b>		<b>T815030</b>

MODEL	PRODUCTS	ORDER CODE
<b>Secondary Hose for PRESTO</b> (2 m)		<b>Z101240</b>
<b>LAB Spanner Wrench</b>		<b>H005751</b>
<b>Chuck Wrench</b>		<b>C034751</b>
<b>Bur-inserting Tool</b>		<b>T815030</b>

Turbine Cartridges Quick Guide

Handpiece		Cartridge		Head Cap	
PRODUCT NAME		MODEL	ORDER CODE	MODEL	ORDER CODE
Z micro	Ti-Max Z micro	SX3-NU03	PA2307X001	SX-NU04	PA2307X050
Z micro KL / SL	Ti-Max Z micro KL / SL	SX3-NU03	PA2307X001	SX-NU04	PA2307X050
Z890L	Ti-Max Z890L	TiZ-MU03	PA2380X001	TiZ-MU04	PA2380X050
Z890KL / Z890SL	Ti-Max Z890KL / Z890SL	TiZ-MU03	PA2380X001	TiZ-MU04	PA2380X050
Z890WL / Z890BL	Ti-Max Z890WL / Z890BL	TiZ-MU03	PA2380X001	TiZ-MU04	PA2380X050
Z990L	Ti-Max Z990L	TiZ-SU03	PA2381X001	TiZ-SU04	PA2381X050
Z990KL / Z990SL	Ti-Max Z990KL / Z990SL	TiZ-SU03	PA2381X001	TiZ-SU04	PA2381X050
Z990WL / Z990BL	Ti-Max Z990WL / Z990BL	TiZ-SU03	PA2381X001	TiZ-SU04	PA2381X050
M800L / M800	S-Max M800L / M800	SX-MU03	P1280	SX-MU04	P1001500
M800KL / M800SL	S-Max M800KL / M800SL	SX-MU03	P1280	SX-MU04	P1001500
M800WL / M800BL	S-Max M800WL / M800BL	SX-MU03	P1280	SX-MU04	P1001500
M900L / M900	S-Max M900L / M900	SX-SU03	P1281	SX-SU04 (YOS)	P1027500
M900KL / M900K	S-Max M900KL / M900K	SX-SU03	P1281	SX-SU04 (YOS)	P1027500
M900SL	S-Max M900SL	SX-SU03	P1281	SX-SU04 (YOS)	P1027500
M900WL / M900W	S-Max M900WL / M900W	SX-SU03	P1281	SX-SU04 (YOS)	P1027500
M900BL	S-Max M900BL	SX-SU03	P1281	SX-SU04 (YOS)	P1027500
S-Max pico	S-Max pico	SX-PU03	P1140200	SX-PU04	P1140500
S-Max pico KL	S-Max pico KL	SX-PU03	P1140200	SX-PU04	P1140500
S-Max pico SL	S-Max pico SL	SX-PU03	P1140200	SX-PU04	P1140500
S-Max pico WLED	S-Max pico WLED	SX-PU03	P1140200	SX-PU04	P1140500
S-Max pico BLED	S-Max pico BLED	SX-PU03	P1140200	SX-PU04	P1140500
X450L	Ti-Max X450L	TiX45-SU03	Y1001906	TiX45-SU04	P1078500
X450KL / X450SL	Ti-Max X450KL / X450SL	TiX45-SU03	Y1001906	TiX45-SU04	P1078500
X450WLED / X450BLED	Ti-Max X450WLED / X450BLED	TiX45-SU03	Y1001906	TiX45-SU04	P1078500
Pana-Max2 PTL	Pana-Max2 PTL	PAX2-SU03	P1190	PAX2-SU04	P1190050
Pana-Max2 KV	Pana-Max2 KV	PAX2-SU03	P1190	PAX2-SU04	P1190050
Pana-Max2 M4 / B2	Pana-Max2 M4 / B2	PAX2-SU03	P1190	PAX2-SU04	P1190050
PAP-MU M4 / B2	Pana-Max PLUS MU	SX-MU03	P1280	SX-MU04	P1001500
PAP-SU M4 / B2	Pana-Max PLUS SU	SX-SU03	P1281	SX-SU04 (YOS)	P1027500
PRA-LUX-HP	Pieza de mano PRESTO AQUA LUX	PR-AQL03	T1002250	-	-
PRA-HP	Pieza de mano PRESTO AQUA	PR-AQ03	T816016	-	-
PR-HP	Pieza de mano PRESTO	PR-03	T815016	-	-

KaVo and Multiflex are registered trademarks of KaVo Dental GmbH.  
Dentsply Sirona and Sirona are registered trademarks of Dentsply Sirona Inc.  
W&H is a registered trademark of W&H Dentalwerk Bürmoos GmbH.  
Bien-Air and Unifix are registered trademarks of Bien-Air Dental S.A.  
Satelec is a registered trademark of Acteon SA.  
EMS is a registered trademark of Electro Medical Systems SA.



# NSK Companies Worldwide

**NAKANISHI INC.** [www.nsk-dental.com](http://www.nsk-dental.com)  
700 Shimohinata, Kanuma, Tochigi 322-8666, Japan  
TEL: +81 289 64 3380 FAX: +81 289 62 5636

---

**NSK Europe GmbH**  
Elly-Beinhorn-Str.8, 65760 Eschborn, Germany  
TEL: +49 6196 77606 0 FAX: +49 6196 77606 29

**NSK United Kingdom Ltd.**  
Office 4, Gateway 1000, Arlington Business Park  
Whittle Way, Stevenage, SG1 2FP, UK  
TEL: +44 1438 310670 FAX: +44 1438 310671

**NSK Dental Italy S.r.l.**  
Via dell'Agricoltura 21, 36016 Thiene VI, Italy  
TEL: +39 0445 820070

**NSK America Corp.**  
1800 Global Parkway, Hoffman Estates  
IL 60192, USA  
TEL: +1 888 675 1675 FAX: +1 800 838 9328

**NSK Oceania Pty. Ltd.**  
Unit 12, 809-821 Botany Road  
Rosebery NSW 2018, Australia  
TEL: +61 2 8306 3000 FAX: +61 2 8306 3030

**NSK Shanghai Co., Ltd.**  
Room702 Tower1 SOHO Tianshan Plaza  
421 ZiYun Road, Changning District  
Shanghai 200051, China  
TEL: +86 21 6252 7272 FAX: +86 21 6252 7855

**NSK Nakanishi Asia Pte, Ltd.**  
51 Changi Business Park Central 2  
#07-10 The Signature, 486066 Singapore  
TEL: +65 6376 5018 FAX: +65 6376 0233

**NSK RUS LLC**  
2, Entuziastov bulvar, 11th floor  
Moscow 109544, Russia  
TEL: +7 495 967 96 07 FAX: +7 495 967 96 08

**NSK France S.A.S.**  
32 rue de Lisbonne, 75008 Paris, France  
TEL: +33 1 56 79 59 80 FAX: +33 1 56 79 59 81

**NSK Dental Spain S.A.**  
C/ Rozabella 6, Europa Empresarial Business Park  
Edificio Roma, Planta baja, Oficina A  
28290 Las Rozas de Madrid, Madrid, Spain  
TEL: +34 91 626 61 28 FAX: +34 91 626 61 32

**NSK Dental Nordic**  
Furstenbergsgatan 4, 416 64 Gothenburg, Sweden  
TEL: +46 31 20 20 24

**NSK America Latina Ltda.**  
Rua Doutor Joao Collin, 1995, América  
Joinville, SC 89204-003, Brazil  
TEL: +55 47 3804 6569 FAX: +55 47 3804 5248

**NSK Oceania Ltd.**  
Ground Floor, Suite D, 272 Parnell Road  
Parnell, Auckland 1052, New Zealand  
TEL: +64 9 529 2383 FAX: +64 9 523 0181

**NSK Dental Korea Co., Ltd.**  
19, Yangpyeong-ro 21ga-gil  
Yeongdeungpo-gu, Seoul 07207, Korea  
TEL: +82 2 2633 8990 FAX: +82 2 2633 8980

**NSK Middle East FZCO**  
Room 6EA701, 7th Floor, East Wing No.6  
Dubai Airport Free Zone, PO Box 54316, Dubai, UAE  
TEL: +971 4 204 5507 FAX: +971 4 204 5508

\*Specifications are subject to change without notice.  
\*Please read the Operation Manual carefully before use, and file for future reference.  
\*This world catalogue is prepared to exhibit major products. The product is subject to the approval by the authority, and we suggest to check the product availability with your local distributor.

---

**NSK United Kingdom Ltd.** [www.nsk-uk.com](http://www.nsk-uk.com)  
Office 4, Gateway 1000, Arlington Business Park, Whittle Way, Stevenage, SG1 2FP, UK  
TEL: +44 1438 310670 FAX: +44 1438 310671